

Luminaire

Code 90621L600
Name ROFY 85 /E D0600 LIGHT+ K3 830 HO

Measurem.

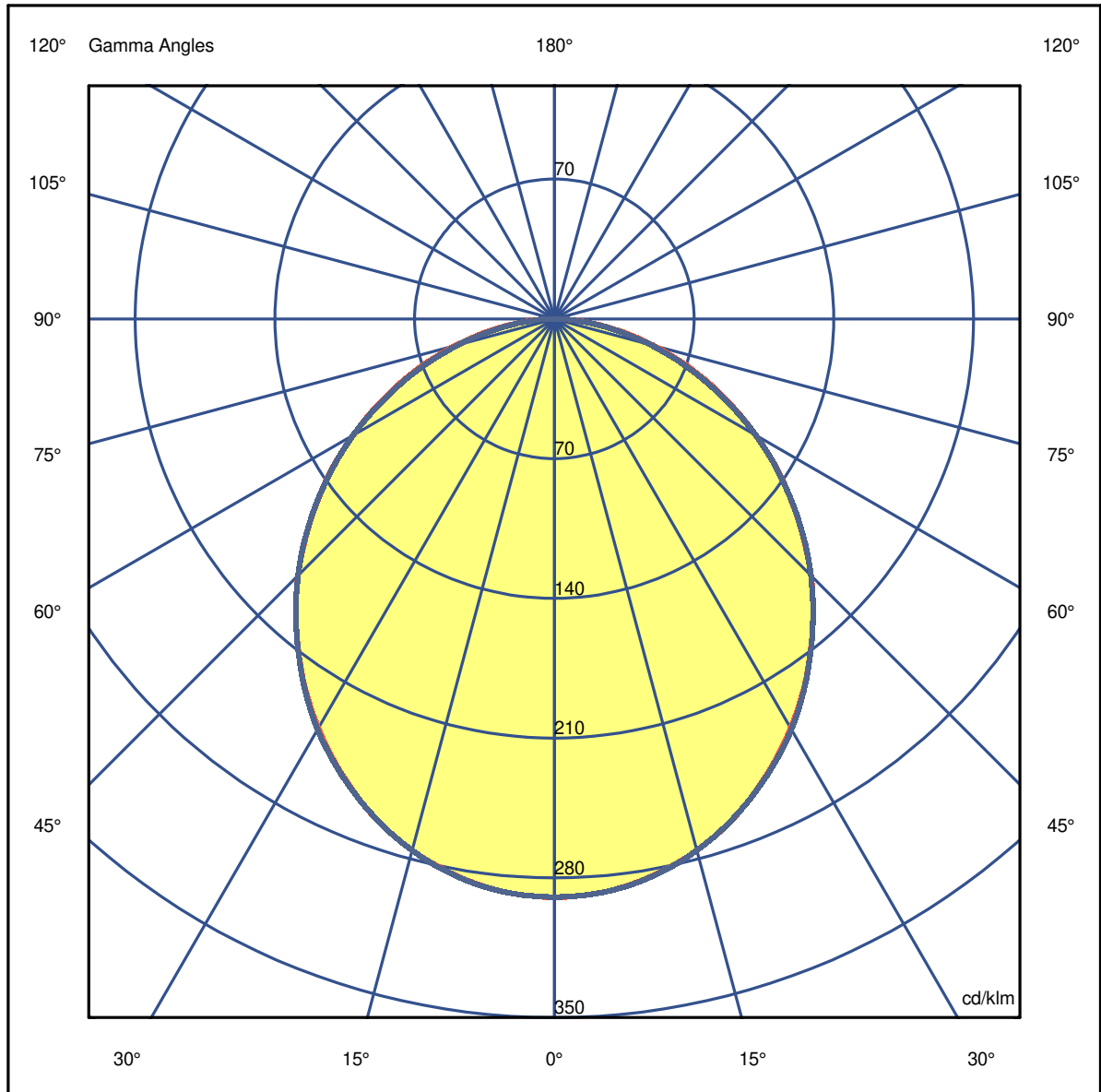
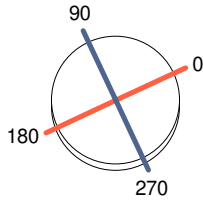
Code 25/7/2023
Name ROFY 85 /E D0600 LIGHT+ K3 830 HO

Luminaire Flux	6202 lm	Luminaire Power	43.5 W	Efficacy	142.647 lm/W	Efficiency	78.59%
Source Flux	7892 lm	Maximum value	289.70 cd/klm	Position	C=0.00 G=0.00	CG	Double Symmetrical

Diam=600mm

C Halfplanes

180.0 ————— 0.0
270.0 ————— 90.0



Luminaire

Code 90621L600
Name ROFY 85 /E D0600 LIGHT+ K3 830 HO

Measurem.

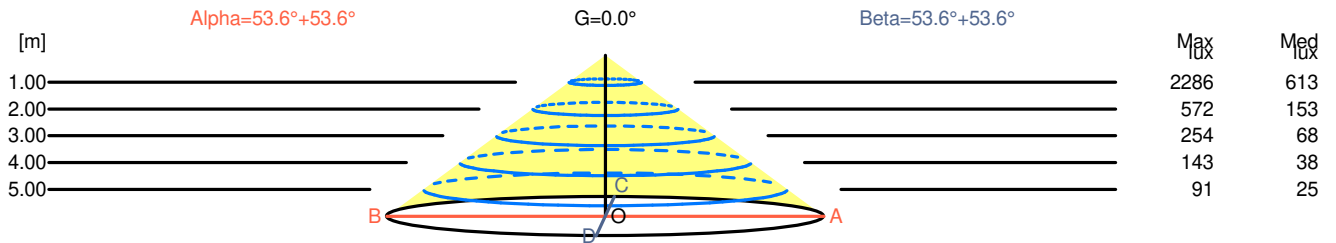
Code 25/7/2023
Name ROFY 85 /E D0600 LIGHT+ K3 830 HO

Luminaire Flux	6202 lm	Luminaire Power	43.5 W	Efficacy	142.647 lm/W	Efficiency	78.59%
Source Flux	7892 lm	Maximum value	289.70 cd/klm	Position	C=0.00 G=0.00	CG	Double Symmetrical

Width at 50.00 % of Max Intensity

H[m]	1.00	2.00	3.00	4.00	5.00	H[m]	1.00	2.00	3.00	4.00	5.00
OA	1.36	2.72	4.08	5.44	6.79	OC	1.36	2.71	4.07	5.43	6.78
OB	1.36	2.72	4.08	5.44	6.79	OD	1.36	2.71	4.07	5.43	6.78

	Luminous Intensities [cd/klm]									
	0	5	15	25	35	45	55	65	75	85
OA	2286.31	2273.69	2175.04	1987.21	1734.66	1433.98	1096.99	743.43	403.28	111.28
OB	2286.31	2273.69	2175.04	1987.21	1734.66	1433.98	1096.99	743.43	403.28	111.28
OC	2286.31	2273.69	2175.04	1989.57	1737.03	1433.98	1094.62	736.32	389.86	102.60
OD	2286.31	2273.69	2175.04	1989.57	1737.03	1433.98	1094.62	736.32	389.86	102.60



H[m]	D[m]	Max lux	Med lux	Alpha=53.6°+53.6°	G=0.0
1.00	2.72	2286	613		
2.00	5.44	572	153		
3.00	8.15	254	68		
4.00	10.87	143	38		
5.00	13.59	91	25		

H[m]	D[m]	Max lux	Med lux	Beta=53.6°+53.6°	G=0.0
1.00	2.71	2286	613		
2.00	5.43	572	153		
3.00	8.14	254	68		
4.00	10.85	143	38		
5.00	13.57	91	25		

Luminaire

Code 90621L600
Name ROFY 85 /E D0600 LIGHT+ K3 830 HO

Measurerm.

Code 25/7/2023
Name ROFY 85 /E D0600 LIGHT+ K3 830 HO

Luminaire Flux	6202 lm	Luminaire Power	43.5 W	Efficacy	142.647 lm/W	Efficiency	78.59%
Source Flux	7892 lm	Maximum value	289.70 cd/klm	Position	C=0.00 G=0.00	CG	Double Symmetrical

UGR
S = 0.250

Reflectancies										
Ceiling/Cavity	0.7	0.7	0.5	0.5	0.3	0.7	0.7	0.5	0.5	0.3
Walls	0.5	0.3	0.5	0.3	0.3	0.5	0.3	0.5	0.3	0.3
Working Plane	0.2	0.2	0.2	0.2	0.2	0.2	0.2	0.2	0.2	0.2

Room Dimensions	Lateral View					Viewed Endwise				
x=2H y=2H	18.6	19.9	18.9	20.2	20.4	18.6	19.9	18.9	20.2	20.4
x=2H y=3H	20.0	21.2	20.3	21.4	21.7	20.0	21.1	20.3	21.4	21.7
x=2H y=4H	20.5	21.6	20.8	21.9	22.1	20.4	21.5	20.7	21.8	22.1
x=2H y=6H	20.8	21.8	21.1	22.1	22.4	20.7	21.7	21.1	22.1	22.4
x=2H y=8H	20.9	21.9	21.2	22.2	22.5	20.8	21.8	21.1	22.1	22.4
x=2H y=12H	20.9	21.8	21.3	22.2	22.5	20.8	21.8	21.2	22.1	22.4
x=4H y=2H	19.2	20.4	19.6	20.6	20.9	19.2	20.4	19.6	20.6	20.9
x=4H y=3H	20.7	21.7	21.1	22.0	22.4	20.7	21.7	21.1	22.0	22.3
x=4H y=4H	21.3	22.2	21.7	22.6	22.9	21.3	22.2	21.7	22.5	22.9
x=4H y=6H	21.8	22.5	22.2	22.9	23.3	21.7	22.5	22.1	22.8	23.2
x=4H y=8H	21.9	22.6	22.3	23.0	23.4	21.8	22.5	22.2	22.9	23.3
x=4H y=12H	22.0	22.6	22.4	23.0	23.4	21.9	22.5	22.3	22.9	23.3
x=8H y=4H	21.6	22.3	22.0	22.7	23.1	21.5	22.2	22.0	22.6	23.0
x=8H y=6H	22.1	22.7	22.6	23.1	23.6	22.0	22.6	22.5	23.0	23.5
x=8H y=8H	22.3	22.8	22.8	23.2	23.7	22.2	22.7	22.7	23.1	23.6
x=8H y=12H	22.4	22.8	22.9	23.3	23.8	22.3	22.7	22.8	23.2	23.7
x=12H y=4H	21.6	22.2	22.0	22.6	23.0	21.5	22.2	22.0	22.6	23.0
x=12H y=6H	22.1	22.6	22.6	23.1	23.6	22.1	22.6	22.6	23.0	23.5
x=12H y=8H	22.3	22.8	22.8	23.2	23.7	22.3	22.7	22.7	23.2	23.7

Luminaire

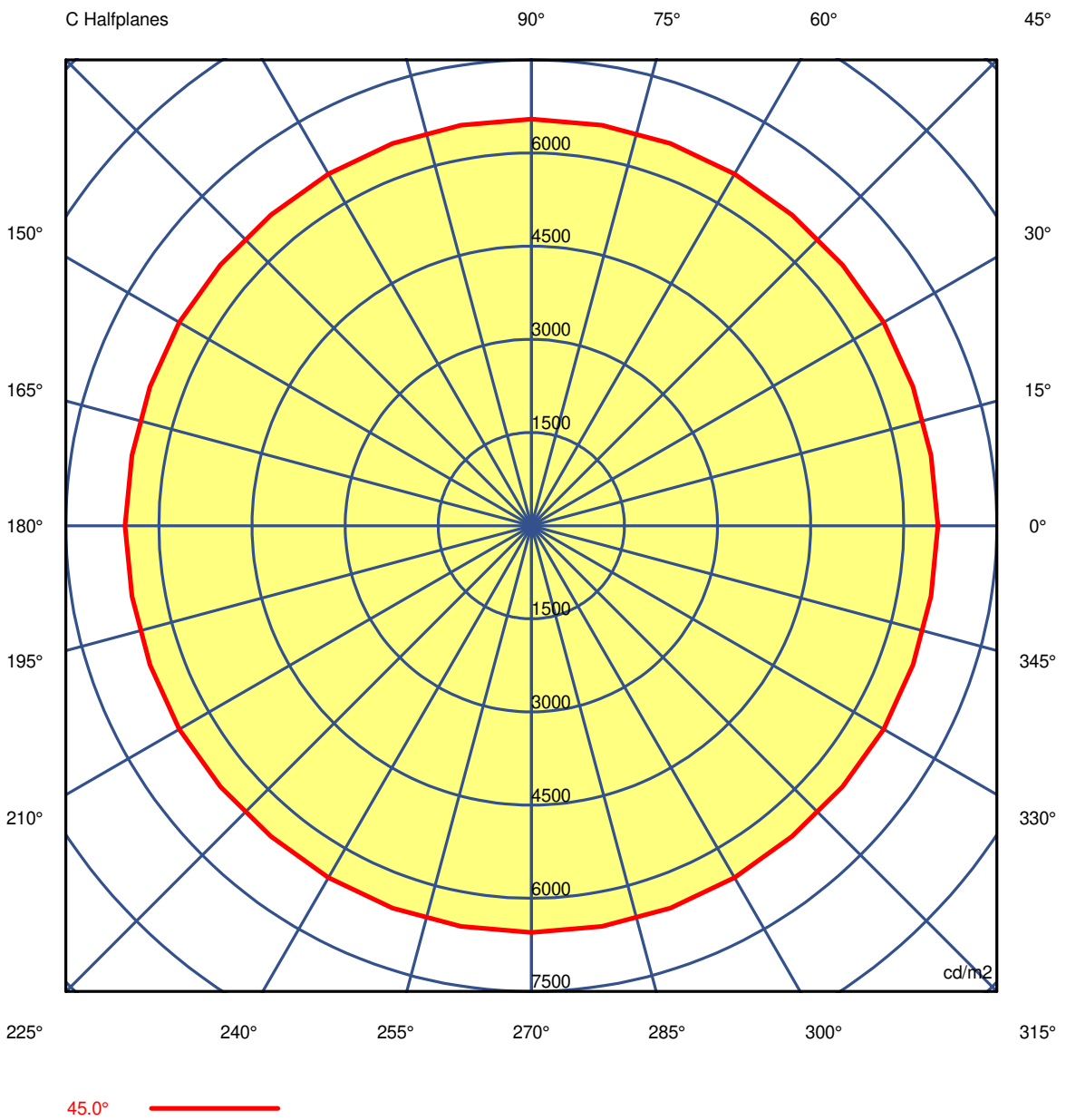
Code 90621L600
Name ROFY 85 /E D0600 LIGHT+ K3 830 HO

Measurem.

Code 25/7/2023
Name ROFY 85 /E D0600 LIGHT+ K3 830 HO

Luminaire Flux	6202 lm	Luminaire Power	43.5 W	Efficacy	142.647 lm/W	Efficiency	78.59%
Source Flux	7892 lm	Maximum value	289.70 cd/klm	Position	C=0.00 G=0.00	CG	Double Symmetrical

Luminance



Luminaire

Code 90621L600
Name ROFY 85 /E D0600 LIGHT+ K3 830 HO

Measurement

Code 25/7/2023
Name ROFY 85 /E D0600 LIGHT+ K3 830 HO

Luminaire Flux	6202 lm	Luminaire Power	43.5 W	Efficacy	142.647 lm/W	Efficiency	78.59%
Source Flux	7892 lm	Maximum value	289.70 cd/klm	Position	C=0.00 G=0.00	CG	Double Symmetrical

Luminance cd/m2 Table 1/3

	C 0.00	C 10.00	C 20.00	C 30.00	C 40.00	C 50.00	C 60.00	C 70.00	C 80.00	C 90.00	C 100.00	C 110.00	C 120.00
G 0.0	8897	8897	8897	8897	8897	8897	8897	8897	8897	8897	8897	8897	8897
G 5.0	8726	8726	8726	8726	8726	8726	8726	8726	8726	8726	8726	8726	8726
G 10.0	8524	8528	8531	8530	8527	8528	8530	8528	8527	8530	8527	8528	8530
G 15.0	8307	8304	8306	8310	8308	8307	8307	8307	8307	8307	8307	8307	8307
G 20.0	8063	8061	8061	8063	8064	8062	8060	8060	8060	8060	8060	8060	8060
G 25.0	7789	7796	7799	7798	7796	7795	7798	7801	7801	7798	7801	7801	7798
G 30.0	7507	7508	7512	7516	7512	7508	7510	7518	7525	7529	7525	7518	7510
G 35.0	7207	7209	7211	7211	7220	7223	7217	7214	7215	7217	7215	7214	7217
G 40.0	6887	6882	6889	6897	6889	6882	6887	6890	6889	6884	6889	6890	6887
G 45.0	6550	6536	6542	6554	6539	6532	6543	6549	6550	6550	6550	6549	6543
G 50.0	6160	6169	6162	6153	6171	6180	6168	6160	6163	6172	6163	6160	6168
G 55.0	5759	5753	5748	5742	5735	5736	5746	5753	5753	5746	5753	5753	5746
G 60.0	5282	5282	5285	5287	5279	5281	5291	5290	5284	5278	5284	5290	5291
G 65.0	4757	4747	4749	4757	4753	4738	4726	4730	4728	4711	4728	4730	4726
G 70.0	4178	4141	4132	4132	4114	4111	4120	4102	4091	4091	4091	4102	4120
G 75.0	3437	3413	3396	3383	3366	3367	3376	3356	3333	3323	3333	3356	3376
G 80.0	2569	2536	2528	2528	2481	2463	2479	2455	2428	2422	2428	2455	2479
G 85.0	1487	1470	1466	1466	1439	1415	1403	1380	1371	1371	1371	1380	1403
G 90.0	570	476	489	540	472	472	540	484	445	495	445	484	540

Luminaire

Code 90621L600
Name ROFY 85 /E D0600 LIGHT+ K3 830 HO

Measurerm.

Code 25/7/2023
Name ROFY 85 /E D0600 LIGHT+ K3 830 HO

Luminaire Flux	6202 lm	Luminaire Power	43.5 W	Efficacy	142.647 lm/W	Efficiency	78.59%
Source Flux	7892 lm	Maximum value	289.70 cd/klm	Position	C=0.00 G=0.00	CG	Double Symmetrical

Luminance cd/m2 Table 2/3

	C 130.00	C 140.00	C 150.00	C 160.00	C 170.00	C 180.00	C 190.00	C 200.00	C 210.00	C 220.00	C 230.00	C 240.00	C 250.00
G 0.0	8897	8897	8897	8897	8897	8897	8897	8897	8897	8897	8897	8897	8897
G 5.0	8726	8726	8726	8726	8726	8726	8726	8726	8726	8726	8726	8726	8726
G 10.0	8528	8527	8530	8531	8528	8524	8528	8531	8530	8527	8528	8530	8528
G 15.0	8307	8308	8310	8306	8304	8307	8304	8306	8310	8308	8307	8307	8307
G 20.0	8062	8064	8063	8061	8061	8063	8061	8061	8063	8064	8062	8060	8060
G 25.0	7795	7796	7798	7799	7796	7789	7796	7799	7798	7796	7795	7798	7801
G 30.0	7508	7512	7516	7512	7508	7507	7508	7512	7516	7512	7508	7510	7518
G 35.0	7223	7220	7211	7211	7209	7207	7209	7211	7211	7220	7223	7217	7214
G 40.0	6882	6889	6897	6889	6882	6887	6882	6889	6887	6889	6882	6887	6890
G 45.0	6532	6539	6554	6542	6536	6550	6536	6542	6554	6539	6532	6543	6549
G 50.0	6180	6171	6153	6162	6169	6160	6169	6162	6153	6171	6180	6168	6160
G 55.0	5736	5735	5742	5748	5753	5759	5753	5748	5742	5735	5736	5746	5753
G 60.0	5281	5279	5287	5285	5282	5282	5282	5285	5287	5279	5281	5291	5290
G 65.0	4738	4753	4757	4749	4747	4757	4747	4749	4757	4753	4738	4726	4730
G 70.0	4111	4114	4132	4132	4141	4178	4141	4132	4132	4114	4111	4120	4102
G 75.0	3367	3366	3383	3396	3413	3437	3413	3396	3383	3366	3367	3376	3356
G 80.0	2463	2481	2528	2528	2536	2569	2536	2528	2528	2481	2463	2479	2455
G 85.0	1415	1439	1466	1466	1470	1487	1470	1466	1466	1439	1415	1403	1380
G 90.0	472	472	540	489	476	570	476	489	540	472	472	540	484

Luminaire

Code 90621L600
Name ROFY 85 /E D0600 LIGHT+ K3 830 HO

Measurem.

Code 25/7/2023
Name ROFY 85 /E D0600 LIGHT+ K3 830 HO

Luminaire Flux	6202 lm	Luminaire Power	43.5 W	Efficacy	142.647 lm/W	Efficiency	78.59%
Source Flux	7892 lm	Maximum value	289.70 cd/klm	Position	C=0.00 G=0.00	CG	Double Symmetrical

Luminance cd/m2 Table 3/3

	C 260.00	C 270.00	C 280.00	C 290.00	C 300.00	C 310.00	C 320.00	C 330.00	C 340.00	C 350.00
G 0.0	8897	8897	8897	8897	8897	8897	8897	8897	8897	8897
G 5.0	8726	8726	8726	8726	8726	8726	8726	8726	8726	8726
G 10.0	8527	8530	8527	8528	8530	8528	8527	8530	8531	8528
G 15.0	8307	8307	8307	8307	8307	8307	8308	8310	8306	8304
G 20.0	8060	8060	8060	8060	8060	8062	8064	8063	8061	8061
G 25.0	7801	7798	7801	7801	7798	7795	7796	7798	7799	7796
G 30.0	7525	7529	7525	7518	7510	7508	7512	7516	7512	7508
G 35.0	7215	7217	7215	7214	7217	7223	7220	7211	7211	7209
G 40.0	6889	6884	6889	6890	6887	6882	6889	6897	6889	6882
G 45.0	6550	6550	6550	6549	6543	6532	6539	6554	6542	6536
G 50.0	6163	6172	6163	6160	6168	6180	6171	6153	6162	6169
G 55.0	5753	5746	5753	5753	5746	5736	5735	5742	5748	5753
G 60.0	5284	5278	5284	5290	5291	5281	5279	5287	5285	5282
G 65.0	4728	4711	4728	4730	4726	4738	4753	4757	4749	4747
G 70.0	4091	4091	4091	4102	4120	4111	4114	4132	4132	4141
G 75.0	3333	3323	3333	3356	3376	3367	3366	3383	3396	3413
G 80.0	2428	2422	2428	2455	2479	2463	2481	2528	2528	2536
G 85.0	1371	1371	1371	1380	1403	1415	1439	1466	1466	1470
G 90.0	445	495	445	484	540	472	472	540	489	476