

**Luminaire**

Code 90630L900  
Name ROFY 85 /E D0900 LIGHT+ K3 830 LO

**Measurem.**

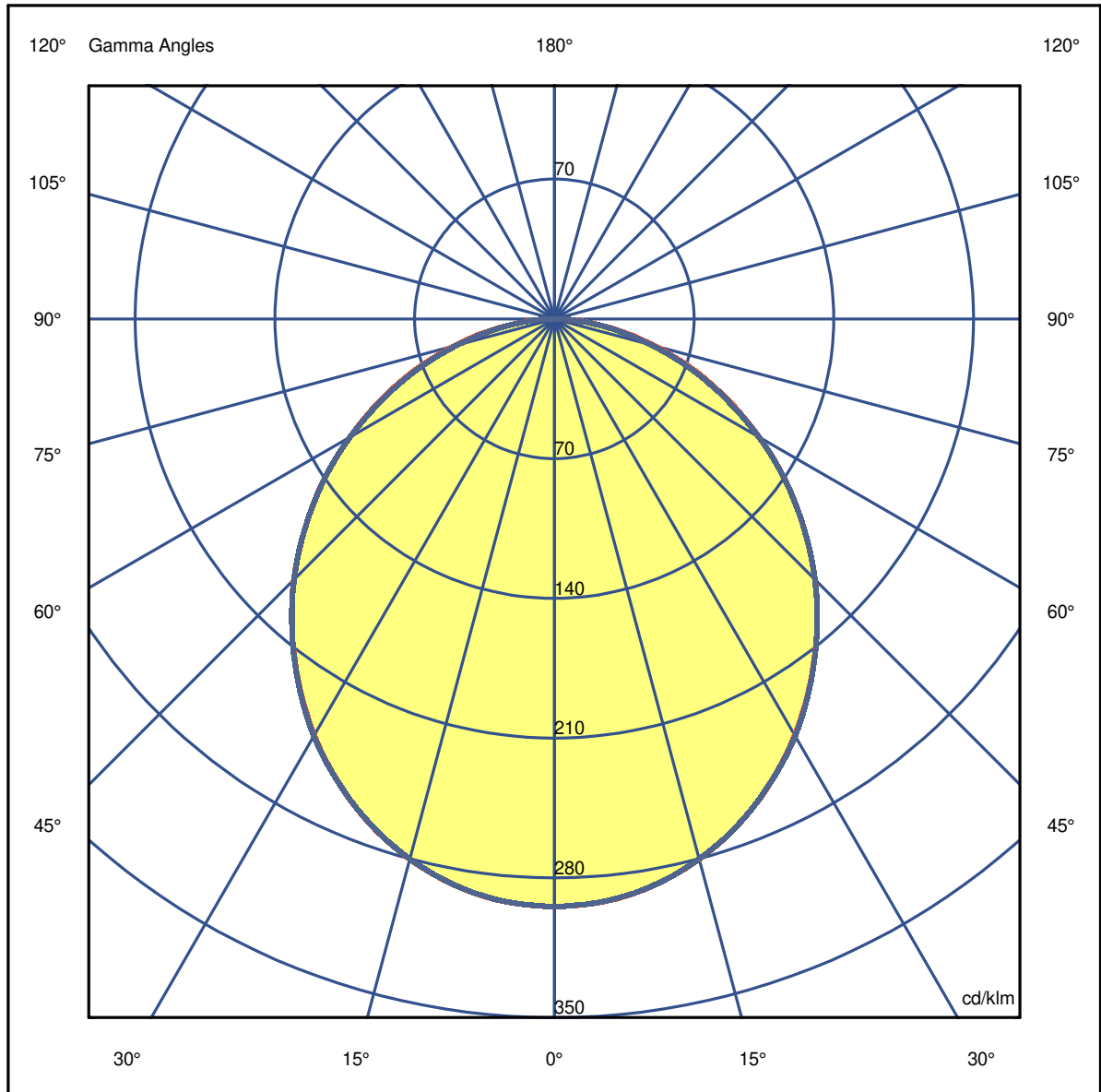
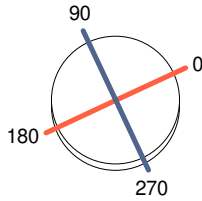
Code 4/8/2023  
Name ROFY 85 /E D0900 LIGHT+ K3 830 LO

Luminaire Flux	7908 lm	Luminaire Power	53.3 W	Efficacy	148.312 lm/W	Efficiency	79.88%
Source Flux	9900 lm	Maximum value	294.40 cd/klm	Position	C=0.00 G=0.00	CG	Double Symmetrical

Diam=900mm

C Halfplanes

180.0  0.0  
270.0  90.0



**Luminaire**

Code 90630L900  
Name ROFY 85 /E D0900 LIGHT+ K3 830 LO

**Measurem.**

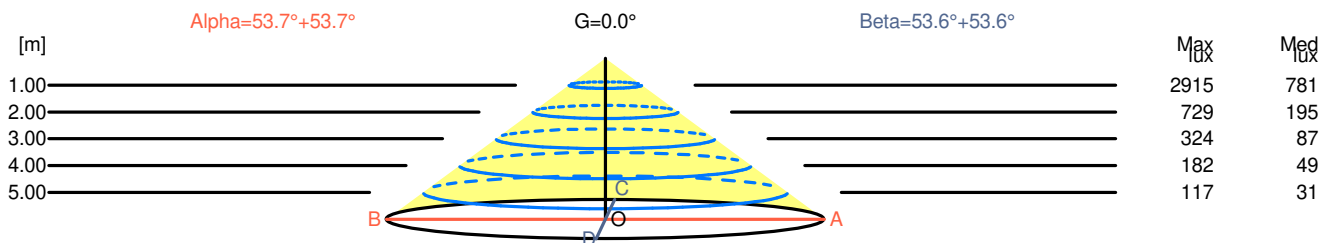
Code 4/8/2023  
Name ROFY 85 /E D0900 LIGHT+ K3 830 LO

Luminaire Flux	7908 lm	Luminaire Power	53.3 W	Efficacy	148.312 lm/W	Efficiency	79.88%
Source Flux	9900 lm	Maximum value	294.40 cd/klm	Position	C=0.00 G=0.00	CG	Double Symmetrical

Width at 50.00 % of Max Intensity

H[m]	1.00	2.00	3.00	4.00	5.00	H[m]	1.00	2.00	3.00	4.00	5.00
OA	1.36	2.72	4.08	5.44	6.80	OC	1.36	2.72	4.07	5.43	6.79
OB	1.36	2.72	4.08	5.44	6.80	OD	1.36	2.72	4.07	5.43	6.79

	Luminous Intensities [ cd/klm ]									
	0	5	15	25	35	45	55	65	75	85
OA	2914.56	2898.72	2772.99	2536.38	2209.68	1828.53	1399.86	949.41	512.82	140.58
OB	2914.56	2898.72	2772.99	2536.38	2209.68	1828.53	1399.86	949.41	512.82	140.58
OC	2914.56	2897.73	2772.00	2536.38	2212.65	1826.55	1396.89	938.52	495.00	130.68
OD	2914.56	2897.73	2772.00	2536.38	2212.65	1826.55	1396.89	938.52	495.00	130.68



H[m]	D[m]	Max lux	Med lux	Alpha=53.7°+53.7°	G=0.0
1.00	2.72	2915	781		
2.00	5.44	729	195		
3.00	8.16	324	87		
4.00	10.89	182	49		
5.00	13.61	117	31		

H[m]	D[m]	Max lux	Med lux	Beta=53.6°+53.6°	G=0.0
1.00	2.72	2915	781		
2.00	5.43	729	195		
3.00	8.15	324	87		
4.00	10.87	182	49		
5.00	13.58	117	31		

**Luminaire**

Code 90630L900  
Name ROFY 85 /E D0900 LIGHT+ K3 830 LO

**Measurment.**

Code 4/8/2023  
Name ROFY 85 /E D0900 LIGHT+ K3 830 LO

Luminaire Flux	7908 lm	Luminaire Power	53.3 W	Efficacy	148.312 lm/W	Efficiency	79.88%
Source Flux	9900 lm	Maximum value	294.40 cd/klm	Position	C=0.00 G=0.00	CG	Double Symmetrical

**UGR**  
S = 0.250

Reflectancies										
Ceiling/Cavity	0.7	0.7	0.5	0.5	0.3	0.7	0.7	0.5	0.5	0.3
Walls	0.5	0.3	0.5	0.3	0.3	0.5	0.3	0.5	0.3	0.3
Working Plane	0.2	0.2	0.2	0.2	0.2	0.2	0.2	0.2	0.2	0.2

Room Dimensions	Lateral View					Viewed Endwise				
x=2H y=2H	16.8	18.1	17.1	18.4	18.6	16.8	18.1	17.1	18.4	18.6
x=2H y=3H	18.2	19.4	18.5	19.7	19.9	18.2	19.4	18.5	19.6	19.9
x=2H y=4H	18.7	19.9	19.1	20.1	20.4	18.7	19.8	19.0	20.1	20.4
x=2H y=6H	19.1	20.1	19.5	20.4	20.7	19.0	20.1	19.4	20.4	20.7
x=2H y=8H	19.2	20.2	19.5	20.5	20.8	19.1	20.1	19.5	20.4	20.7
x=2H y=12H	19.2	20.2	19.6	20.5	20.9	19.1	20.1	19.5	20.4	20.8
x=4H y=2H	17.4	18.6	17.8	18.9	19.1	17.4	18.6	17.8	18.8	19.1
x=4H y=3H	19.0	20.0	19.4	20.3	20.7	19.0	20.0	19.4	20.3	20.6
x=4H y=4H	19.7	20.5	20.1	20.9	21.2	19.6	20.5	20.0	20.8	21.2
x=4H y=6H	20.1	20.9	20.5	21.2	21.6	20.0	20.8	20.5	21.2	21.6
x=4H y=8H	20.3	21.0	20.7	21.3	21.8	20.2	20.9	20.6	21.3	21.7
x=4H y=12H	20.3	20.9	20.8	21.4	21.8	20.2	20.9	20.7	21.3	21.7
x=8H y=4H	19.9	20.6	20.3	21.0	21.4	19.9	20.6	20.3	20.9	21.4
x=8H y=6H	20.5	21.0	20.9	21.5	21.9	20.4	21.0	20.9	21.4	21.8
x=8H y=8H	20.7	21.2	21.2	21.6	22.1	20.6	21.1	21.1	21.5	22.0
x=8H y=12H	20.8	21.2	21.3	21.7	22.2	20.7	21.1	21.2	21.6	22.1
x=12H y=4H	19.9	20.5	20.4	20.9	21.4	19.9	20.5	20.3	20.9	21.3
x=12H y=6H	20.5	21.0	21.0	21.5	21.9	20.4	20.9	20.9	21.4	21.9
x=12H y=8H	20.7	21.2	21.2	21.6	22.1	20.6	21.1	21.1	21.5	22.0

**Luminaire**

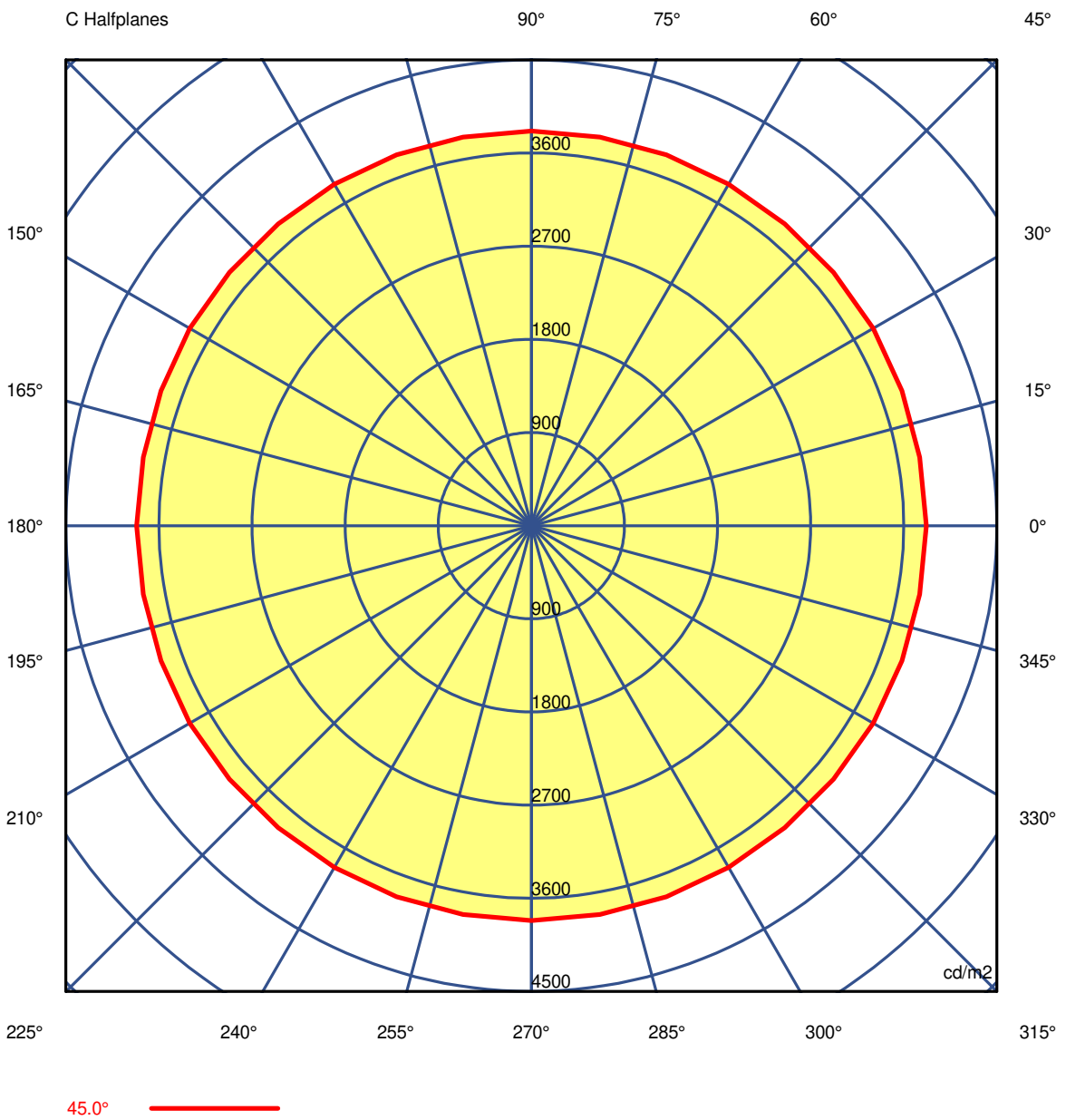
Code 90630L900  
Name ROFY 85 /E D0900 LIGHT+ K3 830 LO

**Measur.**

Code 4/8/2023  
Name ROFY 85 /E D0900 LIGHT+ K3 830 LO

Luminaire Flux	7908 lm	Luminaire Power	53.3 W	Efficacy	148.312 lm/W	Efficiency	79.88%
Source Flux	9900 lm	Maximum value	294.40 cd/klm	Position	C=0.00 G=0.00	CG	Double Symmetrical

Luminance



**Luminaire**

Code 90630L900  
Name ROFY 85 /E D0900 LIGHT+ K3 830 LO

**Measurement**

Code 4/8/2023  
Name ROFY 85 /E D0900 LIGHT+ K3 830 LO

Luminaire Flux	7908 lm	Luminaire Power	53.3 W	Efficacy	148.312 lm/W	Efficiency	79.88%
Source Flux	9900 lm	Maximum value	294.40 cd/klm	Position	C=0.00 G=0.00	CG	Double Symmetrical

**Luminance cd/m2 Table 1/3**

	C 0.00	C 10.00	C 20.00	C 30.00	C 40.00	C 50.00	C 60.00	C 70.00	C 80.00	C 90.00	C 100.00	C 110.00	C 120.00
G 0.0	4880	4880	4880	4880	4880	4880	4880	4880	4880	4880	4880	4880	4880
G 5.0	4816	4817	4817	4816	4814	4815	4817	4815	4814	4814	4814	4815	4817
G 10.0	4736	4736	4736	4736	4734	4735	4737	4737	4735	4734	4735	4737	4737
G 15.0	4640	4641	4642	4642	4640	4641	4643	4642	4639	4638	4639	4642	4643
G 20.0	4533	4533	4533	4533	4531	4533	4536	4534	4532	4531	4532	4534	4536
G 25.0	4410	4411	4411	4410	4410	4410	4412	4415	4414	4410	4414	4415	4412
G 30.0	4276	4277	4278	4278	4276	4276	4278	4279	4281	4285	4281	4279	4278
G 35.0	4129	4134	4133	4130	4136	4142	4142	4136	4134	4134	4134	4136	4142
G 40.0	3977	3978	3982	3987	3981	3977	3977	3977	3977	3977	3977	3977	3977
G 45.0	3817	3812	3813	3815	3809	3807	3811	3813	3813	3813	3813	3813	3811
G 50.0	3626	3626	3622	3619	3631	3640	3635	3623	3620	3628	3620	3623	3635
G 55.0	3429	3424	3420	3417	3412	3414	3422	3424	3423	3422	3423	3424	3422
G 60.0	3182	3188	3191	3190	3188	3188	3190	3191	3187	3176	3187	3191	3190
G 65.0	2920	2910	2911	2917	2913	2904	2899	2899	2896	2887	2896	2899	2899
G 70.0	2616	2592	2582	2581	2569	2572	2584	2569	2560	2560	2560	2569	2584
G 75.0	2210	2202	2191	2180	2173	2171	2171	2158	2143	2133	2143	2158	2171
G 80.0	1718	1709	1705	1701	1673	1666	1674	1650	1636	1636	1636	1650	1674
G 85.0	1065	1065	1063	1058	1031	1020	1020	1006	993	990	993	1006	1020
G 90.0	481	415	425	457	391	387	444	408	377	407	377	408	444

**Luminaire**

Code 90630L900  
Name ROFY 85 /E D0900 LIGHT+ K3 830 LO

**Measurement**

Code 4/8/2023  
Name ROFY 85 /E D0900 LIGHT+ K3 830 LO

Luminaire Flux	7908 lm	Luminaire Power	53.3 W	Efficacy	148.312 lm/W	Efficiency	79.88%
Source Flux	9900 lm	Maximum value	294.40 cd/klm	Position	C=0.00 G=0.00	CG	Double Symmetrical

**Luminance cd/m2 Table 2/3**

	C 130.00	C 140.00	C 150.00	C 160.00	C 170.00	C 180.00	C 190.00	C 200.00	C 210.00	C 220.00	C 230.00	C 240.00	C 250.00
G 0.0	4880	4880	4880	4880	4880	4880	4880	4880	4880	4880	4880	4880	4880
G 5.0	4815	4814	4816	4817	4817	4816	4817	4817	4816	4814	4815	4817	4815
G 10.0	4735	4734	4736	4736	4736	4736	4736	4736	4736	4734	4735	4737	4737
G 15.0	4641	4640	4642	4642	4641	4640	4641	4642	4642	4640	4641	4643	4642
G 20.0	4533	4531	4533	4533	4533	4533	4533	4533	4533	4531	4533	4536	4534
G 25.0	4410	4410	4410	4411	4411	4410	4411	4411	4410	4410	4410	4412	4415
G 30.0	4276	4276	4278	4278	4277	4276	4277	4278	4278	4276	4276	4278	4279
G 35.0	4142	4136	4130	4133	4134	4129	4134	4133	4130	4136	4142	4142	4136
G 40.0	3977	3981	3987	3982	3978	3977	3978	3982	3987	3981	3977	3977	3977
G 45.0	3807	3809	3815	3813	3812	3817	3812	3813	3815	3809	3807	3811	3813
G 50.0	3640	3631	3619	3622	3626	3626	3626	3622	3619	3631	3640	3635	3623
G 55.0	3414	3412	3417	3420	3424	3429	3424	3420	3417	3412	3414	3422	3424
G 60.0	3188	3188	3190	3191	3188	3182	3188	3191	3190	3188	3188	3190	3191
G 65.0	2904	2913	2917	2911	2910	2920	2910	2911	2917	2913	2904	2899	2899
G 70.0	2572	2569	2581	2582	2592	2616	2592	2582	2581	2569	2572	2584	2569
G 75.0	2171	2173	2180	2191	2202	2210	2202	2191	2180	2173	2171	2171	2158
G 80.0	1666	1673	1701	1705	1709	1718	1709	1705	1701	1673	1666	1674	1650
G 85.0	1020	1031	1058	1063	1065	1065	1065	1063	1058	1031	1020	1020	1006
G 90.0	387	391	457	425	415	481	415	425	457	391	387	444	408

**Luminaire**

Code 90630L900  
Name ROFY 85 /E D0900 LIGHT+ K3 830 LO

**Measurem.**

Code 4/8/2023  
Name ROFY 85 /E D0900 LIGHT+ K3 830 LO

Luminaire Flux	7908 lm	Luminaire Power	53.3 W	Efficacy	148.312 lm/W	Efficiency	79.88%
Source Flux	9900 lm	Maximum value	294.40 cd/klm	Position	C=0.00 G=0.00	CG	Double Symmetrical

**Luminance cd/m2 Table 3/3**

	C 260.00	C 270.00	C 280.00	C 290.00	C 300.00	C 310.00	C 320.00	C 330.00	C 340.00	C 350.00
G 0.0	4880	4880	4880	4880	4880	4880	4880	4880	4880	4880
G 5.0	4814	4814	4814	4815	4817	4815	4814	4816	4817	4817
G 10.0	4735	4734	4735	4737	4737	4735	4734	4736	4736	4736
G 15.0	4639	4638	4639	4642	4643	4641	4640	4642	4642	4641
G 20.0	4532	4531	4532	4534	4536	4533	4531	4533	4533	4533
G 25.0	4414	4410	4414	4415	4412	4410	4410	4410	4411	4411
G 30.0	4281	4285	4281	4279	4278	4276	4276	4278	4278	4277
G 35.0	4134	4134	4134	4136	4142	4142	4136	4130	4133	4134
G 40.0	3977	3977	3977	3977	3977	3977	3981	3987	3982	3978
G 45.0	3813	3813	3813	3813	3811	3807	3809	3815	3813	3812
G 50.0	3620	3628	3620	3623	3635	3640	3631	3619	3622	3626
G 55.0	3423	3422	3423	3424	3422	3414	3412	3417	3420	3424
G 60.0	3187	3176	3187	3191	3190	3188	3188	3190	3191	3188
G 65.0	2896	2887	2896	2899	2899	2904	2913	2917	2911	2910
G 70.0	2560	2560	2560	2569	2584	2572	2569	2581	2582	2592
G 75.0	2143	2133	2143	2158	2171	2171	2173	2180	2191	2202
G 80.0	1636	1636	1636	1650	1674	1666	1673	1701	1705	1709
G 85.0	993	990	993	1006	1020	1020	1031	1058	1063	1065
G 90.0	377	407	377	408	444	387	391	457	425	415