

**Luminaire**

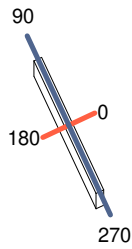
Code 90429L160  
Name TALEA GLARE /C L1718 BLINE K3 830

**Measurement**

Code 28/6/2023  
Name TALEA GLARE /C L1718 BLINE K3 830

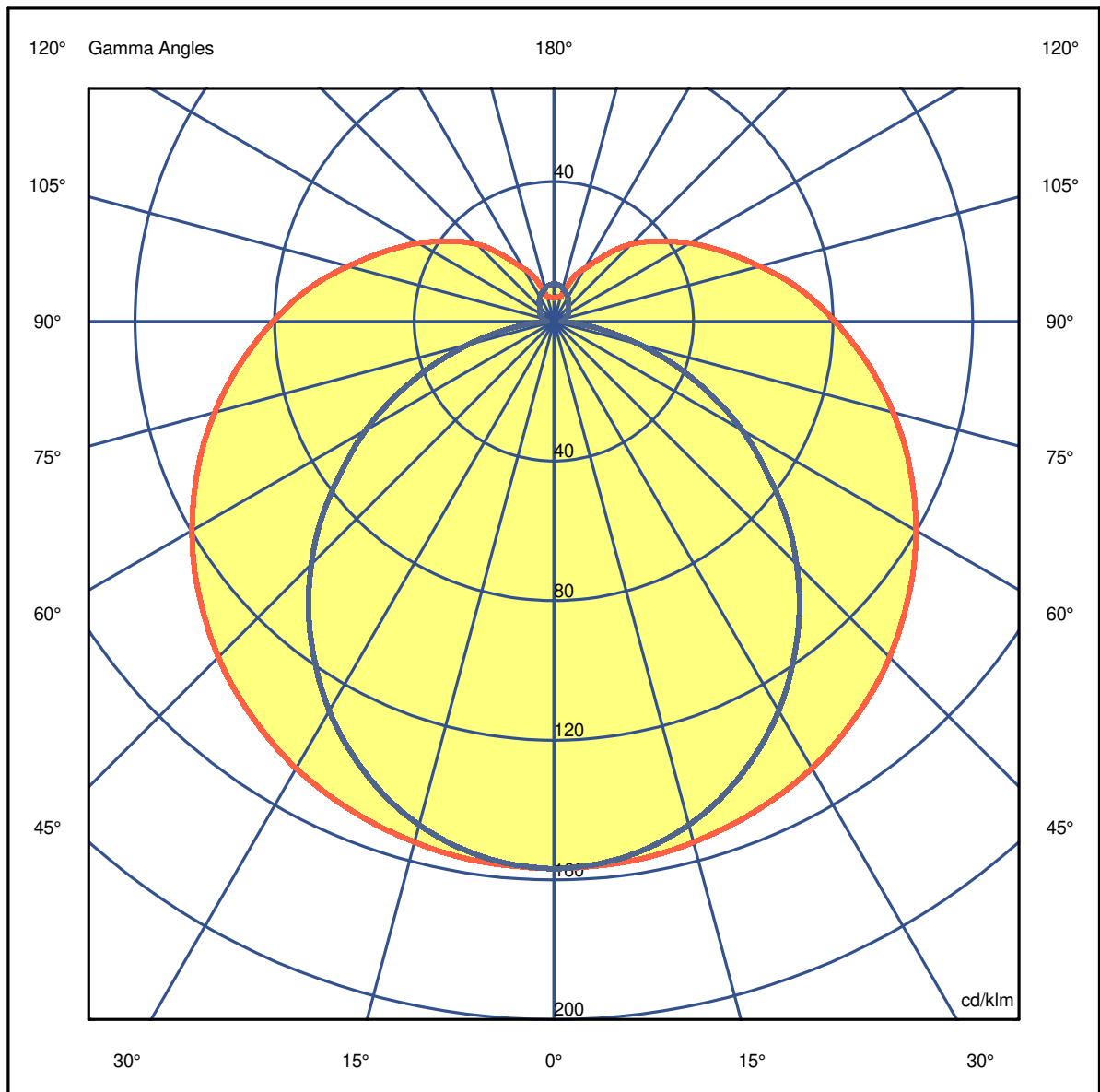
Luminaire Flux	3329 lm	Luminaire Power	27.2 W	Efficacy	122.527 lm/W	Efficiency	77.06%
Source Flux	4320 lm	Maximum value	156.80 cd/klm	Position	C=0.00 G=0.00	CG	Double Symmetrical

1718mm x 100mm



C Halfplanes

180.0 ———— 0.0  
270.0 ———— 90.0



**Luminaire**

Code 90429L160  
Name TALEA GLARE /C L1718 BLINE K3 830

**Measurem.**

Code 28/6/2023  
Name TALEA GLARE /C L1718 BLINE K3 830

Luminaire Flux	3329 lm	Luminaire Power	27.2 W	Efficacy	122.527 lm/W	Efficiency	77.06%
Source Flux	4320 lm	Maximum value	156.80 cd/klm	Position	C=0.00 G=0.00	CG	Double Symmetrical

Right beam angle not found, gamma = 0

Right beam angle not found, gamma = 0

Right beam angle not found, gamma = 0

**Luminaire**

Code 90429L160  
Name TALEA GLARE /C L1718 BLINE K3 830

**Measurerm.**

Code 28/6/2023  
Name TALEA GLARE /C L1718 BLINE K3 830

Luminaire Flux	3329 lm	Luminaire Power	27.2 W	Efficacy	122.527 lm/W	Efficiency	77.06%
Source Flux	4320 lm	Maximum value	156.80 cd/klm	Position	C=0.00 G=0.00	CG	Double Symmetrical

**UGR**  
S = 0.250

Reflectancies										
Ceiling/Cavity	0.7	0.7	0.5	0.5	0.3	0.7	0.7	0.5	0.5	0.3
Walls	0.5	0.3	0.5	0.3	0.3	0.5	0.3	0.5	0.3	0.3
Working Plane	0.2	0.2	0.2	0.2	0.2	0.2	0.2	0.2	0.2	0.2
Room Dimensions	Lateral View					Viewed Endwise				
x=2H y=2H	14.6	15.8	15.2	16.4	17.0	13.5	14.7	14.1	15.3	15.9
x=2H y=3H	16.8	17.9	17.4	18.5	19.2	14.9	16.0	15.5	16.6	17.3
x=2H y=4H	17.9	18.9	18.5	19.5	20.2	15.4	16.4	16.0	17.1	17.8
x=2H y=6H	18.9	19.9	19.6	20.5	21.3	15.8	16.7	16.4	17.4	18.1
x=2H y=8H	19.4	20.4	20.1	21.0	21.8	15.9	16.8	16.5	17.4	18.2
x=2H y=12H	19.9	20.8	20.6	21.5	22.2	15.9	16.8	16.6	17.4	18.2
x=4H y=2H	15.2	16.2	15.8	16.8	17.5	14.3	15.3	14.9	16.0	16.7
x=4H y=3H	17.6	18.5	18.2	19.1	19.9	15.9	16.8	16.6	17.5	18.3
x=4H y=4H	18.9	19.7	19.5	20.3	21.1	16.6	17.4	17.3	18.1	18.9
x=4H y=6H	20.1	20.8	20.8	21.5	22.4	17.1	17.8	17.9	18.6	19.4
x=4H y=8H	20.7	21.4	21.4	22.1	22.9	17.3	18.0	18.0	18.7	19.5
x=4H y=12H	21.3	21.9	22.1	22.7	23.5	17.4	18.0	18.1	18.7	19.6
x=8H y=4H	19.1	19.8	19.9	20.5	21.4	17.3	18.0	18.0	18.7	19.5
x=8H y=6H	20.6	21.2	21.4	21.9	22.8	18.1	18.6	18.8	19.4	20.3
x=8H y=8H	21.4	21.9	22.2	22.7	23.6	18.4	18.9	19.2	19.7	20.6
x=8H y=12H	22.2	22.7	23.0	23.4	24.3	18.6	19.1	19.4	19.9	20.8
x=12H y=4H	19.2	19.8	19.9	20.5	21.4	17.4	18.1	18.2	18.8	19.6
x=12H y=6H	20.8	21.2	21.5	22.0	22.9	18.4	18.9	19.1	19.6	20.5
x=12H y=8H	21.6	22.0	22.4	22.8	23.7	18.8	19.2	19.6	20.0	20.9

**Luminaire**

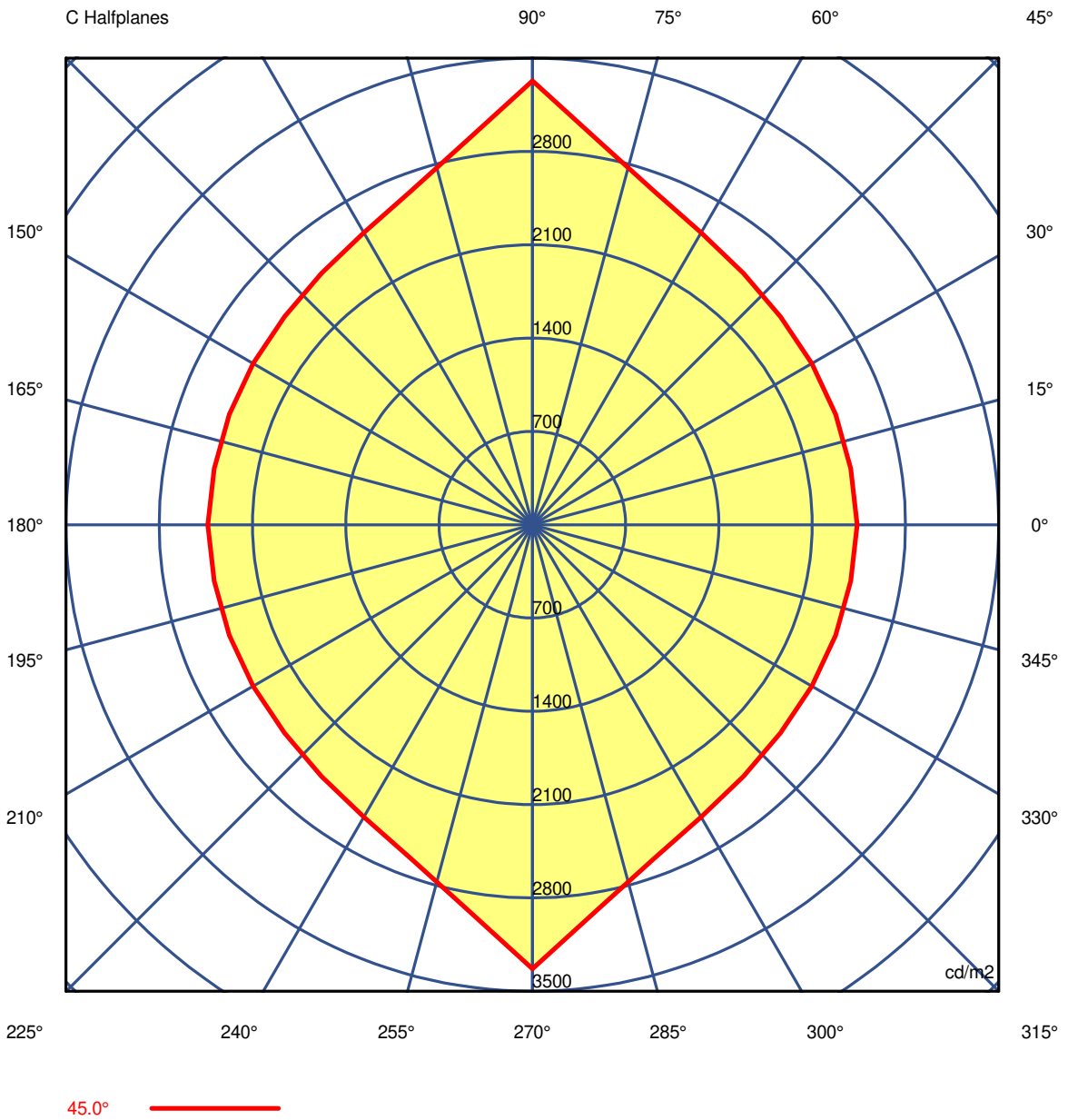
Code 90429L160  
Name TALEA GLARE /C L1718 BLINE K3 830

**Measur.**

Code 28/6/2023  
Name TALEA GLARE /C L1718 BLINE K3 830

Luminaire Flux	3329 lm	Luminaire Power	27.2 W	Efficacy	122.527 lm/W	Efficiency	77.06%
Source Flux	4320 lm	Maximum value	156.80 cd/klm	Position	C=0.00 G=0.00	CG	Double Symmetrical

Luminance



**Luminaire**

Code 90429L160  
Name TALEA GLARE /C L1718 BLINE K3 830

**Measurem.**

Code 28/6/2023  
Name TALEA GLARE /C L1718 BLINE K3 830

Luminaire Flux	3329 lm	Luminaire Power	27.2 W	Efficacy	122.527 lm/W	Efficiency	77.06%
Source Flux	4320 lm	Maximum value	156.80 cd/klm	Position	C=0.00 G=0.00	CG	Double Symmetrical

**Luminance cd/m2 Table 1/3**

	C 0.00	C 10.00	C 20.00	C 30.00	C 40.00	C 50.00	C 60.00	C 70.00	C 80.00	C 90.00	C 100.00	C 110.00	C 120.00
G 0.0	3973	3973	3973	3973	3973	3973	3973	3973	3973	3973	3973	3973	3973
G 5.0	3658	3663	3674	3691	3716	3749	3790	3836	3887	3942	3887	3836	3790
G 10.0	3408	3409	3423	3449	3488	3543	3614	3699	3796	3904	3796	3699	3614
G 15.0	3194	3196	3214	3243	3290	3357	3447	3560	3697	3856	3697	3560	3447
G 20.0	3019	3018	3032	3061	3111	3184	3284	3417	3588	3796	3588	3417	3284
G 25.0	2869	2866	2879	2905	2952	3024	3127	3272	3469	3723	3469	3272	3127
G 30.0	2741	2735	2744	2764	2802	2870	2975	3123	3343	3645	3343	3123	2975
G 35.0	2625	2619	2626	2639	2669	2726	2822	2973	3209	3547	3209	2973	2822
G 40.0	2525	2515	2517	2523	2545	2590	2674	2820	3070	3449	3070	2820	2674
G 45.0	2437	2425	2422	2420	2430	2463	2532	2664	2915	3331	2915	2664	2532
G 50.0	2354	2341	2335	2327	2324	2341	2392	2504	2750	3194	2750	2504	2392
G 55.0	2285	2269	2258	2241	2227	2228	2257	2340	2566	3020	2566	2340	2257
G 60.0	2222	2203	2187	2161	2136	2122	2127	2175	2381	2866	2381	2175	2127
G 65.0	2166	2146	2126	2092	2056	2023	1998	2013	2181	2641	2181	2013	1998
G 70.0	2121	2098	2075	2034	1985	1937	1886	1834	1933	2373	1933	1834	1886
G 75.0	2081	2057	2031	1984	1930	1865	1775	1661	1677	2032	1677	1661	1775
G 80.0	2054	2029	2001	1949	1886	1809	1695	1516	1414	1588	1414	1516	1695
G 85.0	2037	2012	1985	1933	1864	1774	1638	1412	1208	1131	1208	1412	1638
G 90.0	2040	2014	1988	1936	1866	1775	1633	1389	1146	950	1146	1389	1633

**Luminaire**

Code 90429L160  
Name TALEA GLARE /C L1718 BLINE K3 830

**Measurement**

Code 28/6/2023  
Name TALEA GLARE /C L1718 BLINE K3 830

Luminaire Flux	3329 lm	Luminaire Power	27.2 W	Efficacy	122.527 lm/W	Efficiency	77.06%
Source Flux	4320 lm	Maximum value	156.80 cd/klm	Position	C=0.00 G=0.00	CG	Double Symmetrical

**Luminance cd/m2 Table 2/3**

	C 130.00	C 140.00	C 150.00	C 160.00	C 170.00	C 180.00	C 190.00	C 200.00	C 210.00	C 220.00	C 230.00	C 240.00	C 250.00
G 0.0	3973	3973	3973	3973	3973	3973	3973	3973	3973	3973	3973	3973	3973
G 5.0	3749	3716	3691	3674	3663	3658	3663	3674	3691	3716	3749	3790	3836
G 10.0	3543	3488	3449	3423	3409	3408	3409	3423	3449	3488	3543	3614	3699
G 15.0	3357	3290	3243	3214	3196	3194	3196	3214	3243	3290	3357	3447	3560
G 20.0	3184	3111	3061	3032	3018	3019	3018	3032	3061	3111	3184	3284	3417
G 25.0	3024	2952	2905	2879	2866	2869	2866	2879	2905	2952	3024	3127	3272
G 30.0	2870	2802	2764	2744	2735	2741	2735	2744	2764	2802	2870	2975	3123
G 35.0	2726	2669	2639	2626	2619	2625	2619	2626	2639	2669	2726	2822	2973
G 40.0	2590	2545	2523	2517	2515	2525	2515	2517	2523	2545	2590	2674	2820
G 45.0	2463	2430	2420	2422	2425	2437	2425	2422	2420	2430	2463	2532	2664
G 50.0	2341	2324	2327	2335	2341	2354	2341	2335	2327	2324	2341	2392	2504
G 55.0	2228	2227	2241	2258	2269	2285	2269	2258	2241	2227	2228	2257	2340
G 60.0	2122	2136	2161	2187	2203	2222	2203	2187	2161	2136	2122	2127	2175
G 65.0	2023	2056	2092	2126	2146	2166	2146	2126	2092	2056	2023	1998	2013
G 70.0	1937	1985	2034	2075	2098	2121	2098	2075	2034	1985	1937	1886	1834
G 75.0	1865	1930	1984	2031	2057	2081	2057	2031	1984	1930	1865	1775	1661
G 80.0	1809	1886	1949	2001	2029	2054	2029	2001	1949	1886	1809	1695	1516
G 85.0	1774	1864	1933	1985	2012	2037	2012	1985	1933	1864	1774	1638	1412
G 90.0	1775	1866	1936	1988	2014	2040	2014	1988	1936	1866	1775	1633	1389

**Luminaire**

Code 90429L160  
Name TALEA GLARE /C L1718 BLINE K3 830

**Measurem.**

Code 28/6/2023  
Name TALEA GLARE /C L1718 BLINE K3 830

Luminaire Flux	3329 lm	Luminaire Power	27.2 W	Efficacy	122.527 lm/W	Efficiency	77.06%
Source Flux	4320 lm	Maximum value	156.80 cd/klm	Position	C=0.00 G=0.00	CG	Double Symmetrical

**Luminance cd/m2 Table 3/3**

	C 260.00	C 270.00	C 280.00	C 290.00	C 300.00	C 310.00	C 320.00	C 330.00	C 340.00	C 350.00
G 0.0	3973	3973	3973	3973	3973	3973	3973	3973	3973	3973
G 5.0	3887	3942	3887	3836	3790	3749	3716	3691	3674	3663
G 10.0	3796	3904	3796	3699	3614	3543	3488	3449	3423	3409
G 15.0	3697	3856	3697	3560	3447	3357	3290	3243	3214	3196
G 20.0	3588	3796	3588	3417	3284	3184	3111	3061	3032	3018
G 25.0	3469	3723	3469	3272	3127	3024	2952	2905	2879	2866
G 30.0	3343	3645	3343	3123	2975	2870	2802	2764	2744	2735
G 35.0	3209	3547	3209	2973	2822	2726	2669	2639	2626	2619
G 40.0	3070	3449	3070	2820	2674	2590	2545	2523	2517	2515
G 45.0	2915	3331	2915	2664	2532	2463	2430	2420	2422	2425
G 50.0	2750	3194	2750	2504	2392	2341	2324	2327	2335	2341
G 55.0	2566	3020	2566	2340	2257	2228	2227	2241	2258	2269
G 60.0	2381	2866	2381	2175	2127	2122	2136	2161	2187	2203
G 65.0	2181	2641	2181	2013	1998	2023	2056	2092	2126	2146
G 70.0	1933	2373	1933	1834	1886	1937	1985	2034	2075	2098
G 75.0	1677	2032	1677	1661	1775	1865	1930	1984	2031	2057
G 80.0	1414	1588	1414	1516	1695	1809	1886	1949	2001	2029
G 85.0	1208	1131	1208	1412	1638	1774	1864	1933	1985	2012
G 90.0	1146	950	1146	1389	1633	1775	1866	1936	1988	2014