

Luminaire

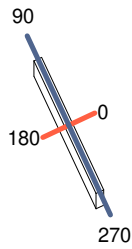
Code 90429L160
Name TALEA GLARE /C L1718 BLINE K3 840

Measurement

Code 28/6/2023
Name TALEA GLARE /C L1718 BLINE K3 840

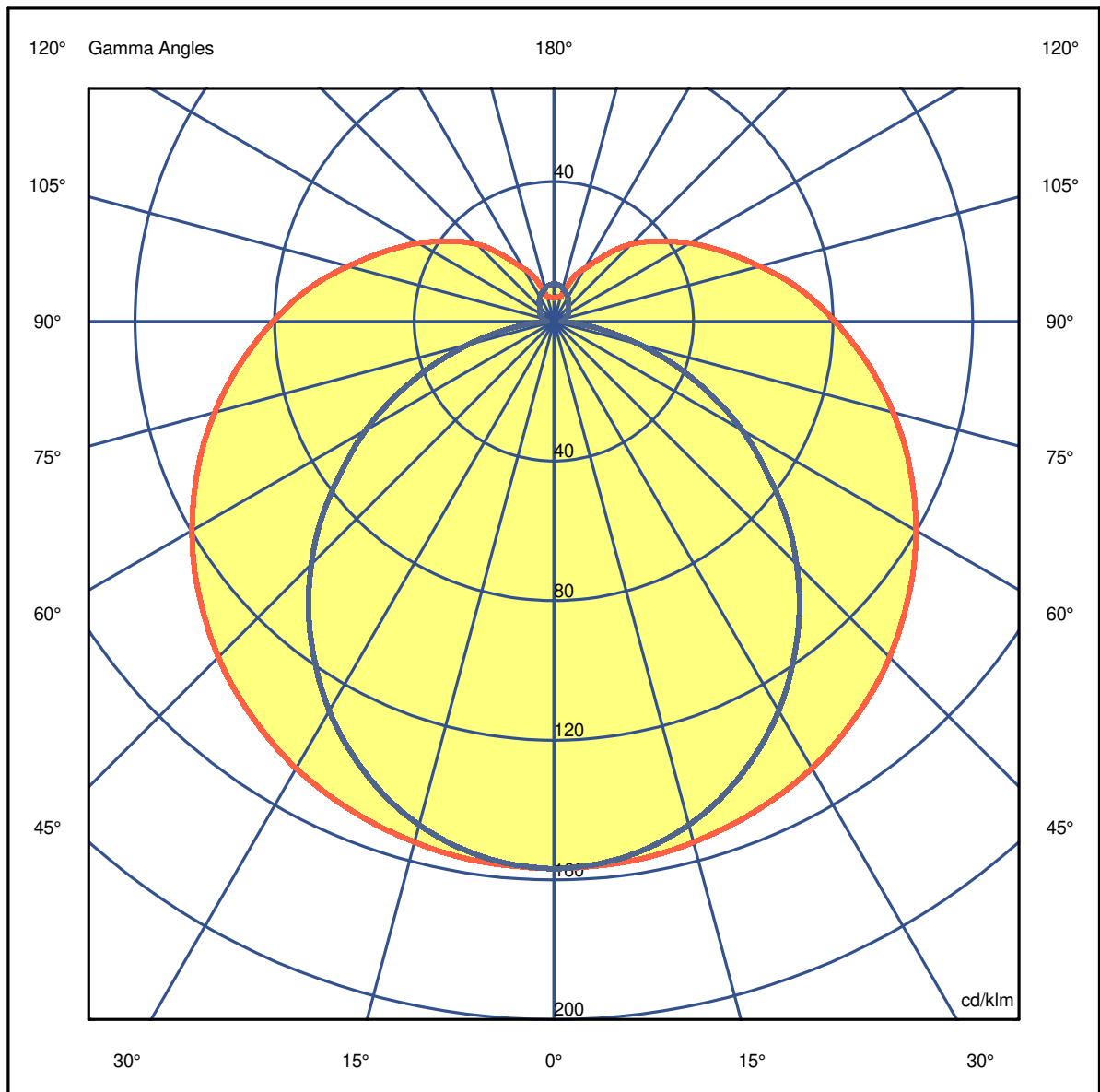
Luminaire Flux	3606 lm	Luminaire Power	27.2 W	Efficacy	132.737 lm/W	Efficiency	77.06%
Source Flux	4680 lm	Maximum value	156.80 cd/klm	Position	C=0.00 G=0.00	CG	Double Symmetrical

1718mm x 100mm



C Halfplanes

180.0 ———— 0.0
270.0 ———— 90.0



Luminaire

Code 90429L160
Name TALEA GLARE /C L1718 BLINE K3 840

Measurem.

Code 28/6/2023
Name TALEA GLARE /C L1718 BLINE K3 840

Luminaire Flux	3606 lm	Luminaire Power	27.2 W	Efficacy	132.737 lm/W	Efficiency	77.06%
Source Flux	4680 lm	Maximum value	156.80 cd/klm	Position	C=0.00 G=0.00	CG Double Symmetrical	

Right beam angle not found, gamma = 0

Right beam angle not found, gamma = 0

Right beam angle not found, gamma = 0

Luminaire

Code 90429L160
Name TALEA GLARE /C L1718 BLINE K3 840

Measurerm.

Code 28/6/2023
Name TALEA GLARE /C L1718 BLINE K3 840

Luminaire Flux	3606 lm	Luminaire Power	27.2 W	Efficacy	132.737 lm/W	Efficiency	77.06%
Source Flux	4680 lm	Maximum value	156.80 cd/klm	Position	C=0.00 G=0.00	CG	Double Symmetrical

UGR
S = 0.250

Reflectancies										
Ceiling/Cavity	0.7	0.7	0.5	0.5	0.3	0.7	0.7	0.5	0.5	0.3
Walls	0.5	0.3	0.5	0.3	0.3	0.5	0.3	0.5	0.3	0.3
Working Plane	0.2	0.2	0.2	0.2	0.2	0.2	0.2	0.2	0.2	0.2
Room Dimensions	Lateral View					Viewed Endwise				
x=2H y=2H	14.9	16.1	15.5	16.7	17.3	13.8	15.0	14.3	15.5	16.2
x=2H y=3H	17.1	18.2	17.7	18.8	19.5	15.2	16.2	15.8	16.8	17.6
x=2H y=4H	18.1	19.2	18.8	19.8	20.5	15.7	16.7	16.3	17.3	18.0
x=2H y=6H	19.2	20.2	19.9	20.8	21.6	16.0	17.0	16.7	17.6	18.4
x=2H y=8H	19.7	20.7	20.4	21.3	22.1	16.1	17.1	16.8	17.7	18.5
x=2H y=12H	20.2	21.1	20.9	21.7	22.5	16.2	17.1	16.8	17.7	18.5
x=4H y=2H	15.4	16.5	16.1	17.1	17.8	14.6	15.6	15.2	16.2	17.0
x=4H y=3H	17.9	18.7	18.5	19.4	20.2	16.2	17.1	16.9	17.8	18.5
x=4H y=4H	19.1	19.9	19.8	20.6	21.4	16.9	17.7	17.6	18.4	19.2
x=4H y=6H	20.4	21.1	21.1	21.8	22.6	17.4	18.1	18.1	18.8	19.7
x=4H y=8H	21.0	21.7	21.7	22.4	23.2	17.6	18.2	18.3	19.0	19.8
x=4H y=12H	21.6	22.2	22.3	22.9	23.8	17.7	18.3	18.4	19.0	19.9
x=8H y=4H	19.4	20.1	20.1	20.8	21.7	17.6	18.2	18.3	18.9	19.8
x=8H y=6H	20.9	21.5	21.7	22.2	23.1	18.4	18.9	19.1	19.7	20.5
x=8H y=8H	21.7	22.2	22.5	23.0	23.9	18.7	19.2	19.4	19.9	20.8
x=8H y=12H	22.5	22.9	23.3	23.7	24.6	18.9	19.3	19.7	20.1	21.0
x=12H y=4H	19.4	20.0	20.2	20.8	21.6	17.7	18.3	18.5	19.1	19.9
x=12H y=6H	21.0	21.5	21.8	22.3	23.2	18.7	19.2	19.4	19.9	20.8
x=12H y=8H	21.9	22.3	22.7	23.1	24.0	19.1	19.5	19.9	20.3	21.2

Luminaire

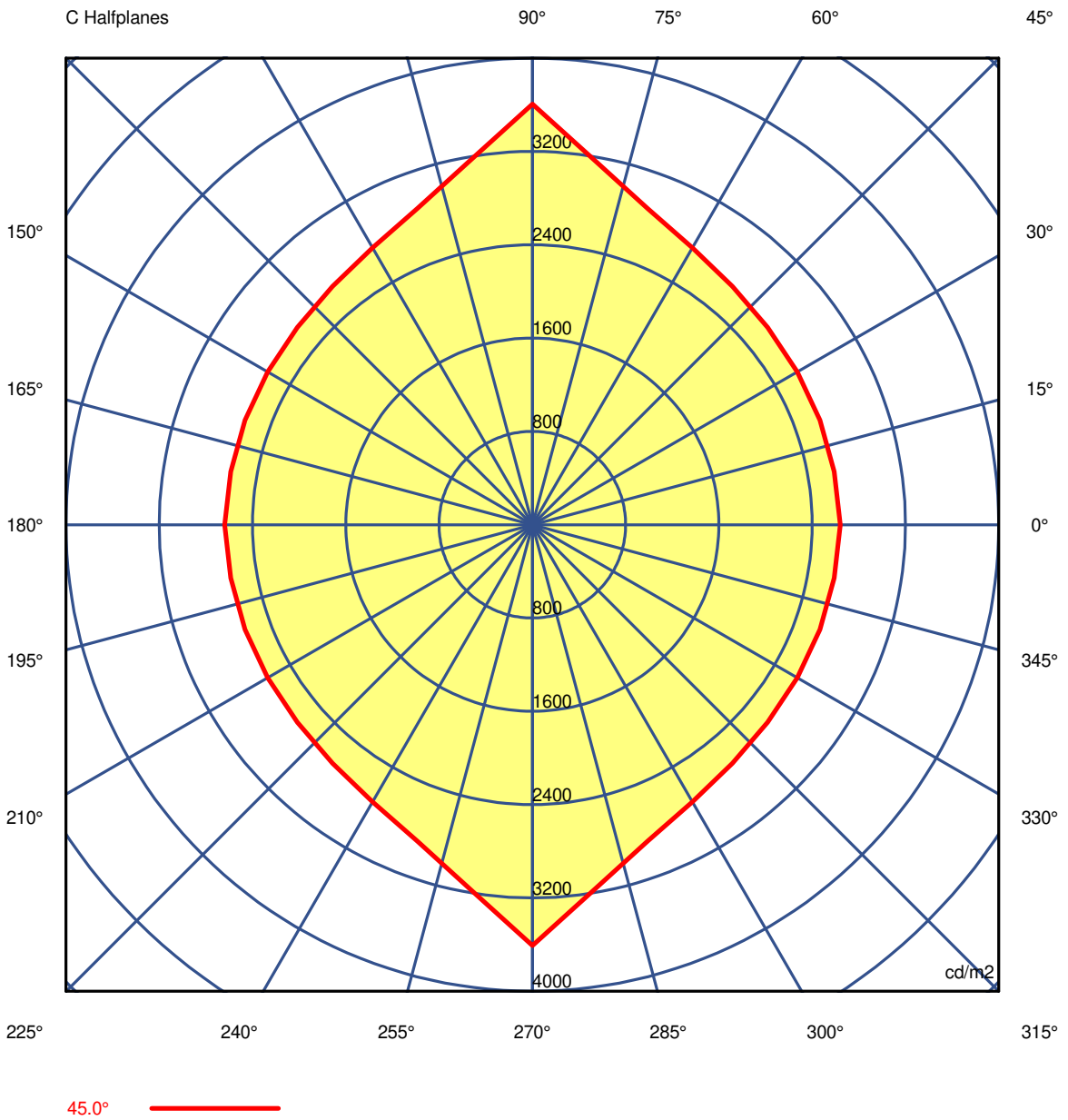
Code 90429L160
Name TALEA GLARE /C L1718 BLINE K3 840

Measur.

Code 28/6/2023
Name TALEA GLARE /C L1718 BLINE K3 840

Luminaire Flux	3606 lm	Luminaire Power	27.2 W	Efficacy	132.737 lm/W	Efficiency	77.06%
Source Flux	4680 lm	Maximum value	156.80 cd/klm	Position	C=0.00 G=0.00	CG	Double Symmetrical

Luminance



Luminaire

Code 90429L160
Name TALEA GLARE /C L1718 BLINE K3 840

Measurem.

Code 28/6/2023
Name TALEA GLARE /C L1718 BLINE K3 840

Luminaire Flux	3606 lm	Luminaire Power	27.2 W	Efficacy	132.737 lm/W	Efficiency	77.06%
Source Flux	4680 lm	Maximum value	156.80 cd/klm	Position	C=0.00 G=0.00	CG	Double Symmetrical

Luminance cd/m2 Table 1/3

	C 0.00	C 10.00	C 20.00	C 30.00	C 40.00	C 50.00	C 60.00	C 70.00	C 80.00	C 90.00	C 100.00	C 110.00	C 120.00
G 0.0	4304	4304	4304	4304	4304	4304	4304	4304	4304	4304	4304	4304	4304
G 5.0	3963	3968	3981	3999	4025	4061	4106	4156	4211	4271	4211	4156	4106
G 10.0	3692	3694	3709	3736	3779	3839	3915	4007	4112	4229	4112	4007	3915
G 15.0	3460	3463	3482	3513	3564	3637	3734	3857	4005	4177	4005	3857	3734
G 20.0	3270	3270	3285	3316	3370	3449	3557	3701	3887	4113	3887	3701	3557
G 25.0	3109	3105	3119	3147	3198	3276	3388	3545	3758	4033	3758	3545	3388
G 30.0	2970	2963	2972	2994	3035	3109	3222	3384	3621	3949	3621	3384	3222
G 35.0	2844	2837	2844	2859	2891	2953	3057	3220	3476	3843	3476	3220	3057
G 40.0	2735	2725	2727	2733	2757	2806	2897	3055	3325	3736	3325	3055	2897
G 45.0	2640	2627	2624	2622	2632	2668	2743	2886	3158	3608	3158	2886	2743
G 50.0	2550	2536	2530	2520	2518	2536	2591	2712	2979	3460	2979	2712	2591
G 55.0	2475	2458	2446	2428	2412	2414	2446	2535	2780	3272	2780	2535	2446
G 60.0	2407	2386	2369	2342	2314	2299	2304	2356	2580	3105	2580	2356	2304
G 65.0	2346	2324	2303	2266	2227	2191	2165	2180	2363	2862	2363	2180	2165
G 70.0	2298	2272	2248	2204	2151	2099	2044	1987	2094	2571	2094	1987	2044
G 75.0	2255	2229	2201	2150	2091	2020	1923	1800	1816	2201	1816	1800	1923
G 80.0	2225	2198	2168	2112	2043	1960	1836	1642	1532	1720	1532	1642	1836
G 85.0	2207	2179	2150	2094	2019	1922	1774	1530	1309	1226	1309	1530	1774
G 90.0	2210	2181	2153	2097	2022	1923	1769	1505	1242	1030	1242	1505	1769

Luminaire

Code 90429L160
Name TALEA GLARE /C L1718 BLINE K3 840

Measurem.

Code 28/6/2023
Name TALEA GLARE /C L1718 BLINE K3 840

Luminaire Flux	3606 lm	Luminaire Power	27.2 W	Efficacy	132.737 lm/W	Efficiency	77.06%
Source Flux	4680 lm	Maximum value	156.80 cd/klm	Position	C=0.00 G=0.00	CG	Double Symmetrical

Luminance cd/m2 Table 2/3

	C 130.00	C 140.00	C 150.00	C 160.00	C 170.00	C 180.00	C 190.00	C 200.00	C 210.00	C 220.00	C 230.00	C 240.00	C 250.00
G 0.0	4304	4304	4304	4304	4304	4304	4304	4304	4304	4304	4304	4304	4304
G 5.0	4061	4025	3999	3981	3968	3963	3968	3981	3999	4025	4061	4106	4156
G 10.0	3839	3779	3736	3709	3694	3692	3694	3709	3736	3779	3839	3915	4007
G 15.0	3637	3564	3513	3482	3463	3460	3463	3482	3513	3564	3637	3734	3857
G 20.0	3449	3370	3316	3285	3270	3270	3270	3285	3316	3370	3449	3557	3701
G 25.0	3276	3198	3147	3119	3105	3109	3105	3119	3147	3198	3276	3388	3545
G 30.0	3109	3035	2994	2972	2963	2970	2963	2972	2994	3035	3109	3222	3384
G 35.0	2953	2891	2859	2844	2837	2844	2837	2844	2859	2891	2953	3057	3220
G 40.0	2806	2757	2733	2727	2725	2735	2725	2727	2733	2757	2806	2897	3055
G 45.0	2668	2632	2622	2624	2627	2640	2627	2624	2622	2632	2668	2743	2886
G 50.0	2536	2518	2520	2530	2536	2550	2536	2530	2520	2518	2536	2591	2712
G 55.0	2414	2412	2428	2446	2458	2475	2458	2446	2428	2412	2414	2446	2535
G 60.0	2299	2314	2342	2369	2386	2407	2386	2369	2342	2314	2299	2304	2356
G 65.0	2191	2227	2266	2303	2324	2346	2324	2303	2266	2227	2191	2165	2180
G 70.0	2099	2151	2204	2248	2272	2298	2272	2248	2204	2151	2099	2044	1987
G 75.0	2020	2091	2150	2201	2229	2255	2229	2201	2150	2091	2020	1923	1800
G 80.0	1960	2043	2112	2168	2198	2225	2198	2168	2112	2043	1960	1836	1642
G 85.0	1922	2019	2094	2150	2179	2207	2179	2150	2094	2019	1922	1774	1530
G 90.0	1923	2022	2097	2153	2181	2210	2181	2153	2097	2022	1923	1769	1505

Luminaire

Code 90429L160
Name TALEA GLARE /C L1718 BLINE K3 840

Measurem.

Code 28/6/2023
Name TALEA GLARE /C L1718 BLINE K3 840

Luminaire Flux	3606 lm	Luminaire Power	27.2 W	Efficacy	132.737 lm/W	Efficiency	77.06%
Source Flux	4680 lm	Maximum value	156.80 cd/klm	Position	C=0.00 G=0.00	CG	Double Symmetrical

Luminance cd/m2 Table 3/3

	C 260.00	C 270.00	C 280.00	C 290.00	C 300.00	C 310.00	C 320.00	C 330.00	C 340.00	C 350.00
G 0.0	4304	4304	4304	4304	4304	4304	4304	4304	4304	4304
G 5.0	4211	4271	4211	4156	4106	4061	4025	3999	3981	3968
G 10.0	4112	4229	4112	4007	3915	3839	3779	3736	3709	3694
G 15.0	4005	4177	4005	3857	3734	3637	3564	3513	3482	3463
G 20.0	3887	4113	3887	3701	3557	3449	3370	3316	3285	3270
G 25.0	3758	4033	3758	3545	3388	3276	3198	3147	3119	3105
G 30.0	3621	3949	3621	3384	3222	3109	3035	2994	2972	2963
G 35.0	3476	3843	3476	3220	3057	2953	2891	2859	2844	2837
G 40.0	3325	3736	3325	3055	2897	2806	2757	2733	2727	2725
G 45.0	3158	3608	3158	2886	2743	2668	2632	2622	2624	2627
G 50.0	2979	3460	2979	2712	2591	2536	2518	2520	2530	2536
G 55.0	2780	3272	2780	2535	2446	2414	2412	2428	2446	2458
G 60.0	2580	3105	2580	2356	2304	2299	2314	2342	2369	2386
G 65.0	2363	2862	2363	2180	2165	2191	2227	2266	2303	2324
G 70.0	2094	2571	2094	1987	2044	2099	2151	2204	2248	2272
G 75.0	1816	2201	1816	1800	1923	2020	2091	2150	2201	2229
G 80.0	1532	1720	1532	1642	1836	1960	2043	2112	2168	2198
G 85.0	1309	1226	1309	1530	1774	1922	2019	2094	2150	2179
G 90.0	1242	1030	1242	1505	1769	1923	2022	2097	2153	2181