

TUBULAR
LUMINAIRES

TTP 70



Product characteristics

Body

Polycarbonate tube

Finish

White matte powder coated
gear tray

Fixing system

Clamps not included

Optical system

TUP - Transparent diffuser
TOP - Opal diffuser

Wiring

1500 mm H07RN-F cable
and plastic cable gland included

Light source


LED, RG0, CRI>80, MacAdam Step ≤ 3

LED lifetime

80.000h @ L90, B10, Ta 25°C

Control gear

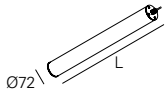
LED driver 220-240V-50/60Hz included



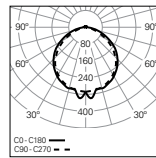
01. Select version



LOW OUTPUT

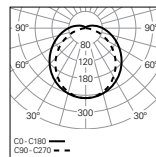


TUP - Transparent diffuser



W	lm output	lm/W	Lmm	CODE*
12	1789	149	620	90477L060▼▲0◆00
17	2684	158	900	90477L090▼▲0◆00
21	3578	170	1180	90477L120▼▲0◆00
26	4473	172	1460	90477L150▼▲0◆00

TOP - Opal diffuser



W	lm output	lm/W	Lmm	CODE*
12	1691	141	620	90476L060▼▲0◆00
17	2536	149	900	90476L090▼▲0◆00
21	3382	161	1180	90476L120▼▲0◆00
26	4227	163	1460	90476L150▼▲0◆00

*Replace the symbols to complete the code

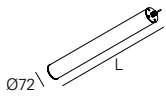
Control gear	
HF	E
DALI	H

End caps	
Polycarbonate ¹	0
Stainless steel ²	S

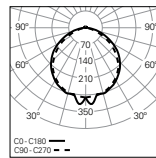
Emergency	
No EM	0
EM 3h (K3) ³	3

Colour temp.	
3000K	3
4000K	0
Tunable White ⁴	T

HIGH OUTPUT

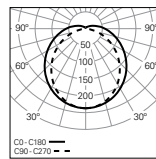


TUP - Transparent diffuser



W	lm output	lm/W	Lmm	CODE*
26	3765	145	620	90475L060▼▲0◆00
40	5648	141	900	90475L090▼▲0◆00
51	7531	148	1180	90475L120▼▲0◆00
63	9413	149	1460	90475L150▼▲0◆00

TOP - Opal diffuser



W	lm output	lm/W	Lmm	CODE*
26	3506	135	620	90474L060▼▲0◆00
40	5259	131	900	90474L090▼▲0◆00
51	7011	137	1180	90474L120▼▲0◆00
63	8764	139	1460	90474L150▼▲0◆00

LOW OUTPUT | HIGH OUTPUT

- To complete the product add the fixing system. Please order separately.
- For suspended version add the suspension and ceiling rose. Please order separately.
- The luminaire with sensor has 130 mm more than the standard length.

¹ Transparent injected polycarbonate end caps. The product is class II.

² Stainless steel end caps. The product is class I.

³ 3h emergency unit with self-test. Only available in HF versions.

⁴ Only available for the DALI without emergency unit versions (No EM).

02. Select options

OPTIONS	Code*
SwitchDIM Tunable White	926600
• The SwitchDIM Tunable White allows the control of up to 20 luminaires.	
Fixing system	
Stainless steel clamp A1 D70 (x2)	915403
Stainless steel clamp A2 D70 (x2)	915405
Stainless steel clamp with fast lock D70 (x2)	915404
Suspension	
S4 L1500 mm (x2)	910200
Ceiling rose ¹	
Surface mounted T24 D95	978600
Recessed T5 D90	971300
Cable gland for HF versions	
Metal M16 (x1)	925000
Breathable metal M16 (x1)	926700
Cable gland for DALI versions	
Metal M20 (x1)	925001
Breathable metal M20 (x1)	926701
Sensor	
• Under request.	
• Detection range: 100%. Hold time: 5s. Daylight Threshold: disabled. For other types of programming, consult the sensor's instructions manual.	
Sensor and emergency unit (3 hours)	
• Under request.	



*Replace the symbols to complete the code

Colour

<input type="checkbox"/> White	W
<input type="checkbox"/> Black	B



Product details



Ceiling surface application



Suspended application



Wall application



Opal diffuser



Transparent diffuser



Transparent polycarbonate end caps



Stainless steel end caps



Stainless steel clamp A1 D70



Stainless steel clamp A2 D70



Stainless steel clamp with fast lock D70



Ceiling roses



Plastic cable gland



Metal cable gland



Breathable metal cable gland



Sensor

