

# Arco 12 Sub \_\_\_\_\_ ARCO series



## INTRODUCTION

The Arco 12 Sub is a compact subwoofer system designed to provide low frequency reinforcement for satellite systems of the Arco series products.

## DESCRIPTION

The Arco 12 Sub incorporates the new 122S dual coil 12" loudspeaker for bass reproduction which provides low frequency output to 40 Hz. The dual voice coil configuration of the loudspeaker allows the cabinet to reproduce both the left and right channel subwoofer frequencies while maintaining channel separation in the satellites.

The Arco 12 Sub cabinet uses a band-pass configuration. The enclosure is manufactured in MDF and is available in black paint finish. An optional mounting accessory permits wall mounting.

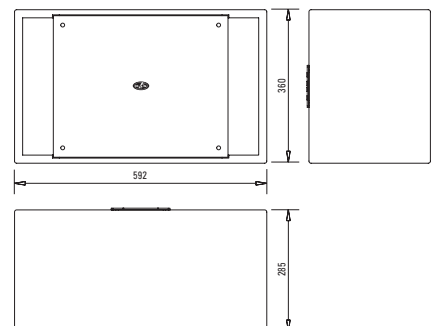
The connector panel provides stereo inputs and high-pass filtered satellite outputs for either Arco 4 or Arco 24 systems.

## FEATURES

- » Compact subwoofer system
- » 12" double coil loudspeaker
- » Right and left inputs
- » Filtered right and left outputs
- » Wall mountable

## SPECIFICATIONS

<b>Power Handling:</b>	170 W cont. program per coil
<b>Frequency Range (-10 dB):</b>	40 Hz - 200 Hz
<b>Nominal Impedance:</b>	8 + 8 $\Omega$ (dual voice coil)
<b>Minimum Impedance:</b>	5.8 $\Omega$ (at 66 Hz)
<b>Sensitivity 1W / 1 m:</b>	106 dB SPL at corner junction ( $\pi/2$ loading, 1/2 W each coil)
<b>Rated Maximum Peak SPL :</b>	134 dB ( $\pi/2$ loading)
<b>Filter Network to Subwoofer:</b>	12 dB/oct low-pass (per input), 200 Hz
<b>Filter Network to SatelliteOutputs:</b>	6 dB/oct high-pass (per output)
<b>Enclosure Material:</b>	MDF
<b>Color:</b>	Black
<b>Transducers/Replacement Parts:</b>	122S/GM122S
<b>Connectors:</b>	Spring terminals. Left In, Right In, Left Satellite Out, Right Satellite Out
<b>Dimensions (H x W x D):</b>	36 x 59.2 x 28.5 cm 14.2 x 23.3 x 11.2 in
<b>Weight:</b>	14 kg (30.8 lb)
<b>Accessories:</b>	AXW-12S (Included)



ALL DIMENSIONS IN MILLIMETERS



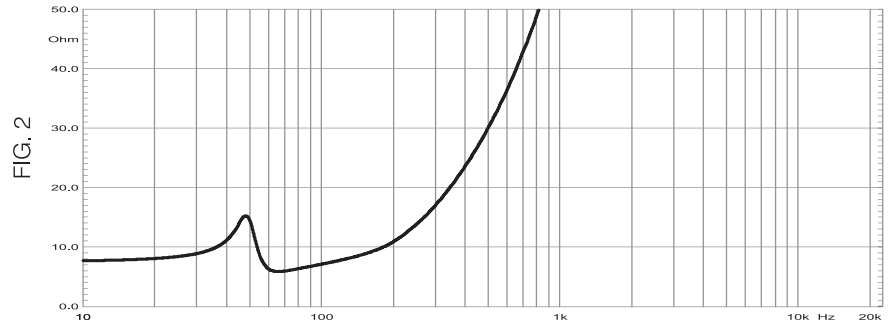
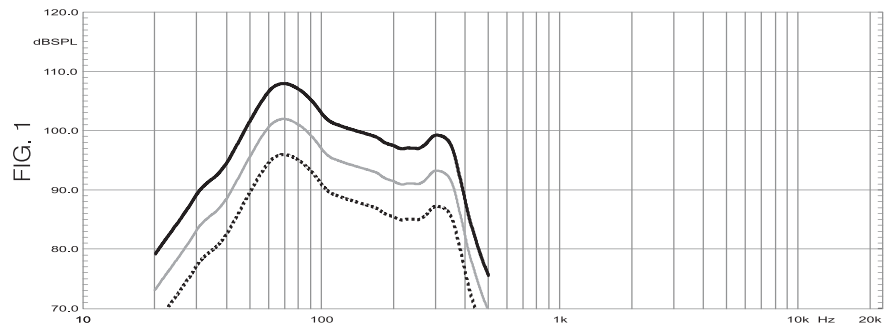
## ARCO 12 SUB

### FREQUENCY RESPONSE

Figure 1 shows the frequency response at 1 m of a unit radiating to a 1/2 space (dotted), 1/4 space (grey), 1/8 space (black) driven by a 1/2 W per coil (1 W total) swept sine signal.

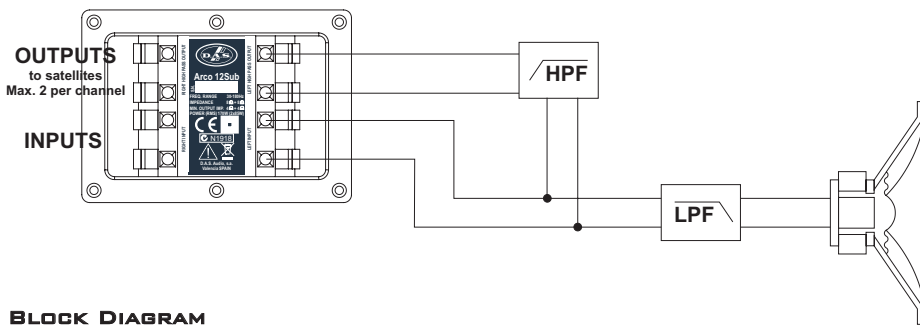
### IMPEDANCE

Figure 2 shows one input impedance curve.



NOTES. 1.Frequency response: referred to 1 m; low end obtained through the use of near field techniques; one-third octave smoothed for correlation with human hearing.

Product improvement through research and development is a continuous process at D.A.S. Audio. All specifications subject to change without notice.



**BLOCK DIAGRAM**