PERMANENT OVERVOLTAGE PROTECTION - POP

DATASHEET

COMBI-4PD

Permanent overvoltage protector against mains **voltage increases** in **three-phase** installations.
Curve D.



Dimensions

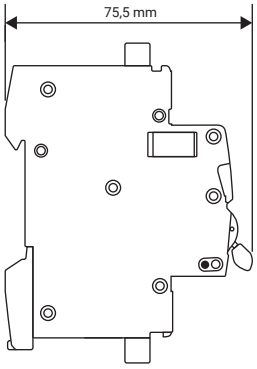

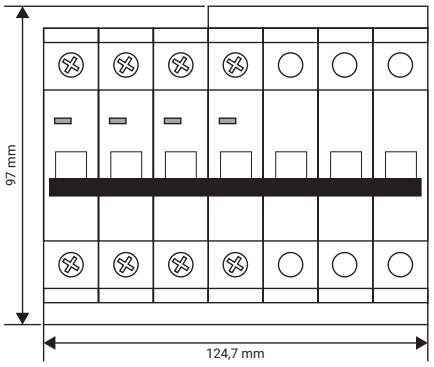

Electrical diagram

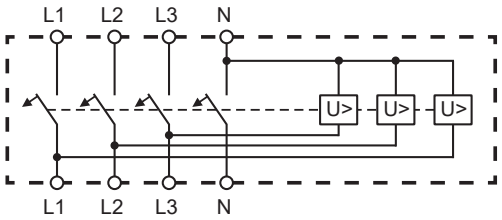

Models

Code	Reference
10003177	COMBI-4P25D
10003178	COMBI-4P32D
10003173	COMBI-4P40D
10003174	COMBI-4P50D
10003175	COMBI-4P63D

Scan for more information:

toscano

Technical specifications

GENERAL	Rated voltage Un (L-N / L-L)	240 VAC / 400 VAC
	Frequency	50-60 Hz
	Maximum terminal cross-section	25 mm^2
	Tightening torque	2.5 Nm
	Power consumption	0.3 W
	Environmental limits	-20 ºC +70 ºC / 80% R.H.
	Protection	IP20
	Mounting	Rail DIN 35
	No. of DIN modules	7
	Dimensions (width x height x depth)	125 x 97 x 70 mm
	Approx. average weight	760 g
	Approx. packed weight	805 g
PERM.	Disconnection voltage	according to EN IEC 63052
	Overvoltage response time	
MCB	Rated current	25 / 32 / 40 / 50 / 63 A (according to model)
	Tripping curve code	D
	Breaking capacity Icn	10 kA
COMPLIANCE	Directives	2014/35/UE (LVD) 2014/30/UE (EMC) 2011/65/UE (RoHS)
	Standards	EN IEC 63052 EN 60898-1 EN 61000-4-2/-3/-4/-5/-6/-8/-11/-12 EN IEC 61000-6-1/-2/-3/-4

Cod. 50023516. Ed. 2.26

Toscano Línea Electrónica, S.L.
P.I. La Isla c/Río Viejo, 50 - 41700 - Dos Hermanas - SEVILLA - SPAIN - (+34) 954 999 900 - www.toscano.es - info@toscano.es