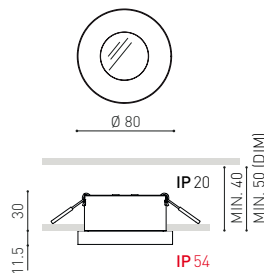




DIMENSIONS



AWARDS



Name	PUCK RECESSED IP54 M 2700K WT
Reference	A3141010WT
Color	Textured white
RAL	9016
Category	CEILING RECESSED

PRODUCT

Light source	LED
Gross luminous flux	1040 Lm
Power	9 W
Power values of the system	10,11 W
Colour temperature	2700 K
Colour Rendering Index	CRI>90
Chromatic stability	Mac Adam Step 2
Light beam angle	45°
Unified Glare Rating	UGR<19
Lighting efficiency	80%
Efficacy	116 Lm/W
Current intensity	500 mA
Dimming	No Dim - Other DIM, please consult
Control through bluetooth	Please Consult
Driver	Included - Connected
Emergency power supply	Please Consult
Electrical insulation class	□
Voltage	220 V/240 V
Frequency	50/60 Hz
Energy efficiency	A+
LED lifespan	L80B10 (Tj=85°C) >60.000h

LIGHTING INFORMATION

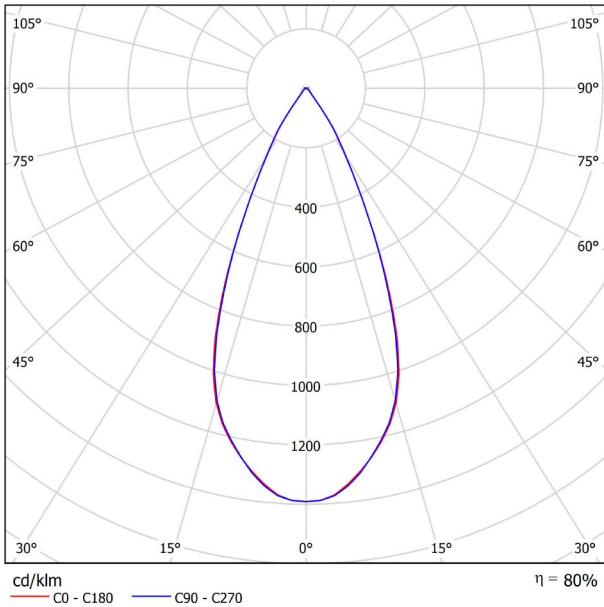
Ingress Protection	IP54
Recess measurements	Ø73 mm.
Weight	326 g.
Packaged weight	380 g.
Packaging dimensions	158 x 156 x 59 mm.
Units per package	1
Materials	Aluminium / Optical Glass

OTHER DATA

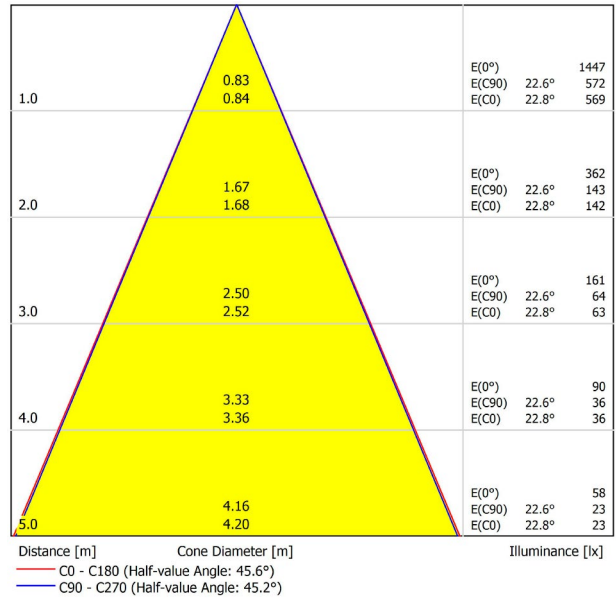


Puck Recessed is the Puck version for recessed applications. Puck Recessed aims to fulfill the functions of general lighting. Its discreet presence takes the shape of a circular piece, totally made of aluminium, with a slight rounded slant to hold the light source back a few centimetres.

POLAR DIAGRAM



CONICAL DIAGRAM



UGR

Glare Evaluation According to UGR													
ρ Ceiling	70	70	50	50	30	70	70	50	50	30			
ρ Walls	50	30	50	30	30	50	30	50	30	30			
ρ Floor	20	20	20	20	20	20	20	20	20	20			
Room Size		Viewing direction at right angles to lamp axis					Viewing direction parallel to lamp axis						
X	Y	2H	3H	4H	6H	8H	12H	2H	3H	4H	6H	8H	12H
2H	2H	5.3	6.0	5.5	6.1	6.3	4.9	5.6	5.2	5.8	6.0	6.0	
	3H	6.1	6.7	6.4	7.0	7.2	6.2	6.8	6.5	7.0	7.2	7.2	
	4H	7.8	8.3	8.1	8.6	8.8	7.9	8.5	8.2	8.7	9.0	9.0	
	6H	8.3	8.9	8.7	9.2	9.4	8.4	9.0	8.7	9.2	9.5	9.5	
	8H	8.4	8.9	8.8	9.2	9.5	8.6	9.1	8.9	9.4	9.7	9.7	
	12H	8.5	9.0	8.8	9.3	9.6	8.6	9.1	9.0	9.4	9.7	9.7	
4H	2H	5.4	6.0	5.7	6.3	6.5	5.1	5.7	5.4	5.9	6.2	6.2	
	3H	7.0	7.4	7.3	7.7	8.0	7.0	7.5	7.4	7.8	8.1	8.1	
	4H	8.8	9.2	9.2	9.5	9.9	8.9	9.3	9.3	9.7	10.0	10.0	
	6H	9.5	9.8	9.9	10.2	10.5	9.5	9.9	9.9	10.3	10.6	10.6	
	8H	9.6	9.9	10.0	10.3	10.7	9.7	10.0	10.1	10.4	10.8	10.8	
	12H	9.7	9.9	10.1	10.3	10.8	9.8	10.1	10.2	10.5	10.9	10.9	
8H	4H	9.3	9.6	9.7	10.0	10.4	9.4	9.7	9.8	10.1	10.5	10.5	
	6H	10.0	10.2	10.5	10.7	11.1	10.1	10.3	10.5	10.7	11.2	11.2	
	8H	10.2	10.4	10.6	10.8	11.3	10.3	10.5	10.8	10.9	11.4	11.4	
	12H	10.3	10.5	10.8	10.9	11.4	10.4	10.6	10.9	11.0	11.5	11.5	
12H	4H	9.3	9.6	9.7	10.0	10.4	9.4	9.7	9.8	10.1	10.5	10.5	
	6H	10.0	10.2	10.5	10.7	11.1	10.1	10.3	10.6	10.7	11.2	11.2	
	8H	10.2	10.4	10.7	10.9	11.3	10.4	10.5	10.9	11.0	11.5	11.5	
Variation of the observer position for the luminaire distances S													
S = 1.0H	+4.5 / -3.3					+4.7 / -3.4							
S = 1.5H	+7.2 / -4.1					+7.3 / -4.0							
S = 2.0H	+9.1 / -5.0					+9.2 / -4.8							
Standard table	BK01					BK01							
Correction Summand	-5.2					-5.1							
Corrected Glare Indices referring to 1040lm Total Luminous Flux													