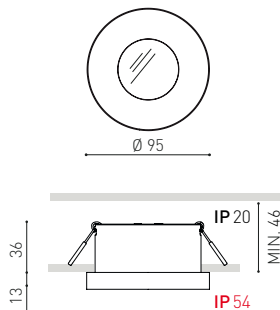




DIMENSIONS



AWARDS



Name	PUCK RECESSED IP54 L DIM DALI/PUSH 2700K WT
Reference	A3142020WT
Color	Textured white
RAL	9016
Category	CEILING RECESSED

PRODUCT

Light source	LED
Gross luminous flux	1550 Lm
Power	12 W
Power values of the system	13,64 W
Colour temperature	2700 K
Colour Rendering Index	CRI>90
Chromatic stability	Mac Adam Step 2
Light beam angle	47°
Unified Glare Rating	UGR<19
Lighting efficiency	82%
Efficacy	129 Lm/W
Current intensity	350 mA
Dimming	DALI / Push - Other DIM, please consult
Control through bluetooth	Please Consult
Driver	Included - Connected
Emergency power supply	Please Consult
Electrical insulation class	□
Voltage	220 V/240 V
Frequency	50/60 Hz
Energy efficiency	A+
LED lifespan	L80B10 (Tj=85°C) >60.000h

LIGHTING INFORMATION

Ingress Protection	IP54
Recess measurements	Ø86 mm.
Weight	516 g.
Packaged weight	580 g.
Packaging dimensions	192 x 161 x 61 mm.
Units per package	1
Materials	Aluminium / Optical Glass

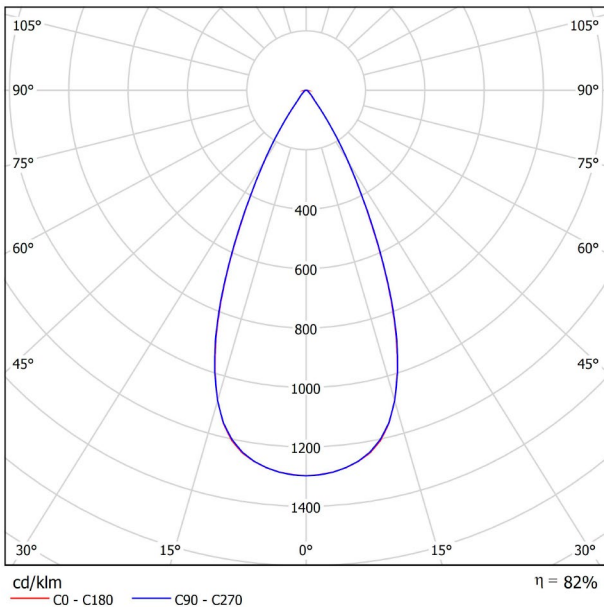
OTHER DATA



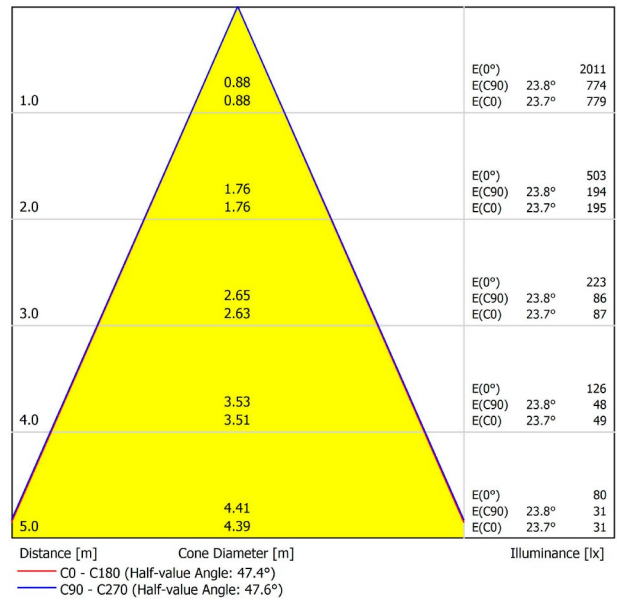
Puck Recessed is the Puck version for recessed applications. Puck Recessed aims to fulfill the functions of general lighting. Its discreet presence takes the shape of a circular piece, totally made of aluminium, with a slight rounded slant to hold the light source back a few centimetres.



POLAR DIAGRAM



CONICAL DIAGRAM



UGR

Glare Evaluation According to UGR											
ρ Ceiling	70	70	50	50	30	70	70	50	50	30	
ρ Walls	50	30	50	30	30	50	30	50	30	30	
ρ Floor	20	20	20	20	20	20	20	20	20	20	
Room Size X Y	Viewing direction at right angles to lamp axis					Viewing direction parallel to lamp axis					
2H	2H	8.0	8.7	8.3	8.9	9.1	7.4	8.1	7.6	8.3	8.5
	3H	10.4	11.0	10.7	11.3	11.5	10.1	10.8	10.4	11.0	11.2
	4H	11.9	12.5	12.2	12.7	13.0	11.5	12.0	11.8	12.3	12.6
	6H	12.8	13.3	13.1	13.6	13.9	12.4	12.9	12.7	13.2	13.5
	8H	13.3	13.8	13.7	14.1	14.4	12.8	13.3	13.1	13.6	13.9
4H	12H	13.8	14.3	14.1	14.6	14.9	13.2	13.7	13.5	14.0	14.3
	2H	8.5	9.1	8.8	9.4	9.6	8.0	8.6	8.3	8.9	9.1
	3H	11.6	12.1	11.9	12.4	12.7	11.3	11.8	11.7	12.1	12.4
	4H	13.1	13.6	13.5	13.9	14.2	12.8	13.2	13.1	13.5	13.9
	6H	14.1	14.5	14.5	14.9	15.2	13.8	14.2	14.2	14.5	14.9
8H	8H	14.8	15.1	15.2	15.5	15.9	14.3	14.6	14.7	15.0	15.4
	12H	15.3	15.6	15.7	16.0	16.4	14.8	15.0	15.2	15.4	15.9
	4H	13.6	13.9	14.0	14.3	14.7	13.3	13.6	13.7	14.0	14.4
	6H	14.8	15.1	15.3	15.5	15.9	14.5	14.8	15.0	15.2	15.6
	8H	15.6	15.8	16.0	16.2	16.7	15.2	15.4	15.6	15.8	16.3
12H	12H	16.2	16.4	16.7	16.9	17.4	15.8	15.9	16.3	16.4	16.9
	4H	13.7	14.0	14.1	14.4	14.8	13.4	13.7	13.8	14.1	14.5
	6H	15.0	15.2	15.4	15.6	16.1	14.7	14.9	15.2	15.3	15.8
8H	15.8	16.0	16.3	16.4	16.9	15.4	15.6	15.9	16.0	16.5	
Variation of the observer position for the luminaire distances S											
S = 1.0H	+2.7 / -1.1					+2.9 / -1.2					
S = 1.5H	+4.8 / -1.4					+5.0 / -1.6					
S = 2.0H	+6.6 / -1.7					+6.9 / -1.8					
Standard table	BK04					BK04					
Correction Summand	-3.4					-3.5					
Corrected Glare Indices referring to 1550lm Total Luminous Flux											