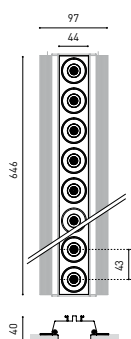




## DIMENSIONS



## AWARDS

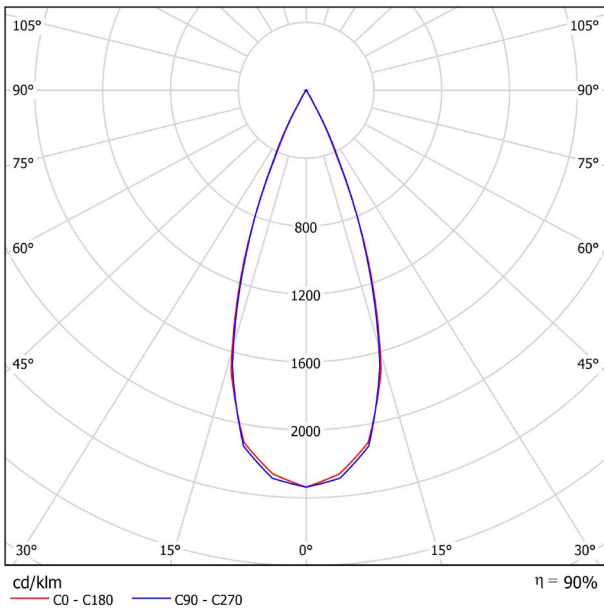


Name	BLACK FOSTER TRI 15 DIM PUSH 3000K N
Reference	A3186021N
Color	Matt black
RAL	9005
Category	CEILING RECESSED
<b>PRODUCT</b>	
<b>LIGHTING INFORMATION</b>	
Light source	LED
Gross luminous flux	3150 Lm
Power	31,5 W
Power values of the system	34,24 W
Colour temperature	3000 K
Colour Rendering Index	CRI>90
Chromatic stability	Mac Adam Step 3
Light beam angle	38°
Unified Glare Rating	UGR<19
Lighting efficiency	90%
Efficacy	100 Lm/W
Current intensity	700 mA
Dimming	Push
Control through bluetooth	Please Consult
Driver	Included - Connected
Emergency power supply	Please Consult
Electrical insulation class	□
Voltage	220 V/240 V
Frequency	50/60 Hz
Energy efficiency	A+
LED lifespan	L80B10 (Tc=85°C) >60.000h
<b>OTHER DATA</b>	
Ingress Protection	IP20
Recess measurements	50 × 652 mm.
Weight	1140 g.
Packaged weight	1620 g.
Packaging dimensions	D105 × 830 mm.
Units per package	1
Materials	Aluminium / Acrylonitrile Butadiene Styrene / Polycarbonate

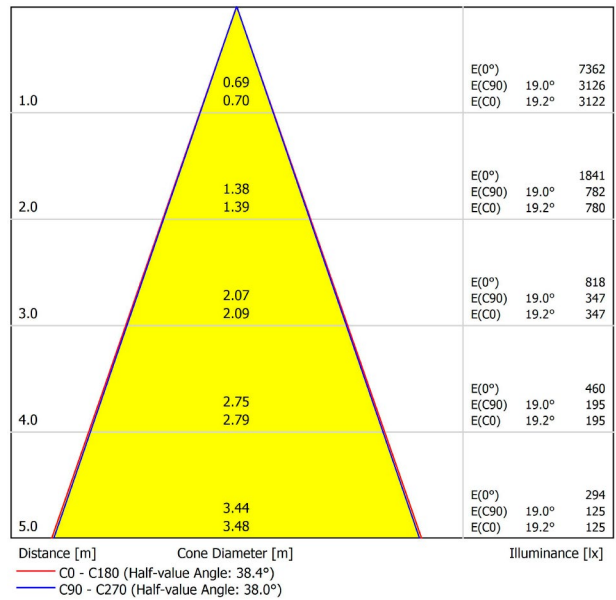


Black Foster is the product that transfers the claimed effect "The Invisible Black" to a recessed-isolated lineal luminary; also available in trimless version. If we take a closer view to the recessed model, its bezel is so thin that when lighted up, it is unperceived; offering an aesthetic of "visual trimless". Black Foster stands out for its refinement, its visual comfort and for almost completely hide the source of light from the human eye range.

POLAR DIAGRAM



CONICAL DIAGRAM



UGR

Glare Evaluation According to UGR											
ρ Ceiling	70	70	50	50	30	70	70	50	50	30	30
ρ Walls	50	30	50	30	30	50	30	50	30	30	20
ρ Floor	20	20	20	20	20	20	20	20	20	20	20
Room Size X Y		Viewing direction at right angles to lamp axis					Viewing direction parallel to lamp axis				
2H	2H	-13.6	-12.9	-13.3	-12.8	-12.6	-14.4	-13.8	-14.2	-13.6	-13.4
	3H	-7.3	-6.7	-7.0	-6.5	-6.2	-7.1	-6.6	-6.9	-6.3	-6.1
	4H	-3.8	-3.2	-3.5	-3.0	-2.7	-3.2	-2.6	-2.9	-2.4	-2.1
	6H	-0.1	0.4	0.2	0.7	0.9	0.3	0.8	0.6	1.0	1.3
	8H	1.7	2.2	2.1	2.5	2.8	2.1	2.5	2.4	2.8	3.1
4H	12H	3.7	4.2	4.1	4.5	4.8	4.1	4.5	4.4	4.9	5.2
	2H	-11.0	-10.5	-10.7	-10.2	-10.0	-11.4	-10.8	-11.1	-10.6	-10.3
	3H	-5.0	-4.6	-4.7	-4.3	-4.0	-4.9	-4.4	-4.5	-4.1	-3.8
	4H	-1.6	-1.2	-1.2	-0.9	-0.5	-1.2	-0.8	-0.8	-0.4	-0.1
	6H	1.9	2.3	2.3	2.6	3.0	2.3	2.6	2.7	2.9	3.3
8H	8H	3.8	4.1	4.2	4.5	4.9	4.1	4.4	4.5	4.8	5.2
	12H	5.9	6.1	6.3	6.5	6.9	6.2	6.4	6.6	6.8	7.2
	4H	-0.1	0.2	0.3	0.6	1.0	0.2	0.5	0.6	0.9	1.3
	6H	3.6	3.8	4.0	4.2	4.6	3.8	4.0	4.2	4.4	4.9
	8H	5.5	5.7	6.0	6.2	6.6	5.7	5.9	6.2	6.4	6.8
12H	12H	7.7	7.8	8.2	8.3	8.8	8.0	8.1	8.5	8.6	9.1
	4H	0.4	0.7	0.9	1.1	1.5	0.7	0.9	1.1	1.3	1.8
	6H	4.2	4.3	4.6	4.8	5.2	4.3	4.5	4.8	4.9	5.4
8H	6.2	6.4	6.7	6.8	7.3	6.4	6.5	6.9	7.0	7.5	
Variation of the observer position for the luminaire distances S											
S = 1.0H	+0.9 / -0.3					+1.3 / -0.4					
S = 1.5H	+1.9 / -0.6					+2.7 / -0.7					
S = 2.0H	+3.1 / -0.8					+4.2 / -1.0					
Standard table	---					---					
Correction	---					---					
Summand	---					---					
Corrected Glare Indices referring to 3150lm Total Luminous Flux											