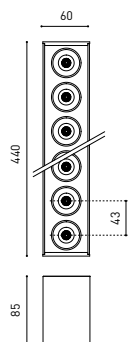





DIMENSIONS



AWARDS



Name	BLACK FOSTER SURF 10 DIM 1/10V 4000K WT
Reference	A3205042WT
Color	Textured white
RAL	9016
Category	SURFACE
<b>PRODUCT</b>	
<b>LIGHTING INFORMATION</b>	
Light source	LED
Gross luminous flux	2500 Lm
Power	21 W
Power values of the system	23,33 W
Colour temperature	4000 K
Colour Rendering Index	CRI>90
Chromatic stability	Mac Adam Step 3
Light beam angle	38°
Unified Glare Rating	UGR<19
Lighting efficiency	90%
Efficacy	119 Lm/W
Current intensity	700 mA
Dimming	1-10V
Control through bluetooth	Please Consult
Driver	Included
Electrical insulation class	
Voltage	220 V/240 V
Frequency	50/60 Hz
Energy efficiency	A+
LED lifespan	L80B10 (Tc=85°C) >60.000h
<b>OTHER DATA</b>	
Ingress Protection	IP20
Weight	1390 g.
Packaged weight	2000 g.
Packaging dimensions	D128 × 480 mm.
Units per package	1
Materials	Aluminium / Acrylonitrile Butadiene Styrene / Polycarbonate

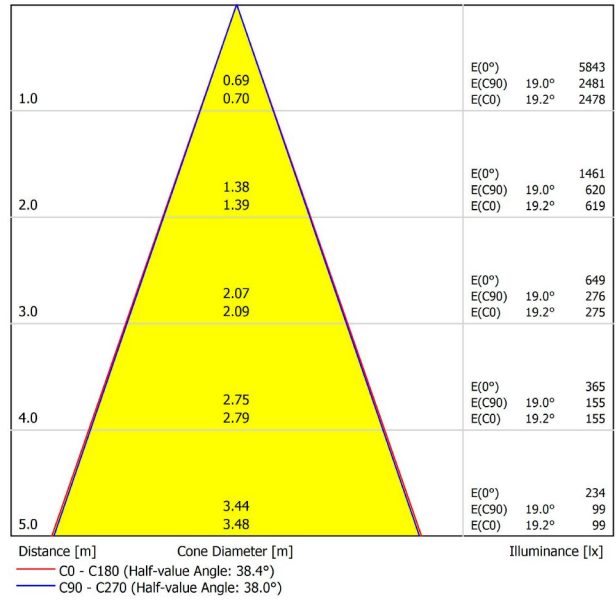


Black Foster Surface is the product that transfers the claimed effect "The Invisible Black" to a linear system in surface application. Black Foster has a very discrete presence in the interior design due to its reduced dimensions and its extremely low glare helping the piece not to gain much prominence.

POLAR DIAGRAM



CONICAL DIAGRAM



UGR

Glare Evaluation According to UGR											
ρ Ceiling		70	70	50	50	30	70	70	50	50	30
ρ Walls		50	30	50	30	30	50	30	50	30	30
ρ Floor		20	20	20	20	20	20	20	20	20	20
Room Size X Y		Viewing direction at right angles to lamp axis					Viewing direction parallel to lamp axis				
2H	2H	-13.0	-12.3	-12.7	-12.1	-11.9	-13.8	-13.1	-13.5	-13.0	-12.8
	3H	-6.7	-6.1	-6.4	-5.8	-5.6	-6.5	-5.9	-6.2	-5.7	-5.5
	4H	-3.1	-2.6	-2.8	-2.3	-2.1	-2.6	-2.0	-2.3	-1.8	-1.5
	6H	0.5	1.0	0.8	1.3	1.6	0.9	1.4	1.2	1.7	2.0
	8H	2.4	2.8	2.7	3.1	3.4	2.7	3.2	3.0	3.5	3.8
4H	12H	4.4	4.8	4.7	5.1	5.4	4.7	5.2	5.1	5.5	5.8
	2H	-10.4	-9.8	-10.1	-9.6	-9.3	-10.7	-10.2	-10.4	-9.9	-9.7
	3H	-4.4	-4.0	-4.1	-3.7	-3.3	-4.2	-3.8	-3.9	-3.5	-3.2
	4H	-1.0	-0.6	-0.6	-0.3	0.1	-0.5	-0.1	-0.1	0.2	0.5
	6H	2.6	2.9	3.0	3.3	3.6	2.9	3.2	3.3	3.6	4.0
8H	8H	4.4	4.7	4.9	5.1	5.5	4.7	5.0	5.1	5.4	5.8
	12H	6.5	6.7	6.9	7.1	7.5	6.8	7.1	7.2	7.5	7.9
	4H	0.6	0.8	1.0	1.2	1.6	0.9	1.1	1.3	1.5	1.9
	6H	4.2	4.4	4.6	4.8	5.3	4.4	4.6	4.9	5.0	5.5
	8H	6.2	6.3	6.6	6.8	7.3	6.4	6.5	6.8	7.0	7.5
12H	12H	8.3	8.5	8.8	8.9	9.4	8.6	8.7	9.1	9.2	9.7
	4H	1.1	1.3	1.5	1.7	2.1	1.3	1.6	1.8	2.0	2.4
	6H	4.8	5.0	5.3	5.4	5.9	5.0	5.1	5.4	5.6	6.0
8H	6.9	7.0	7.3	7.5	8.0	7.0	7.2	7.5	7.6	8.1	
Variation of the observer position for the luminaire distances S											
S = 1.0H		+0.9 / -0.3					+1.3 / -0.4				
S = 1.5H		+1.9 / -0.6					+2.7 / -0.7				
S = 2.0H		+3.1 / -0.8					+4.2 / -1.0				
Standard table		---					---				
Correction Summand		---					---				
Corrected Glare Indices referring to 2500lm Total Luminous Flux											