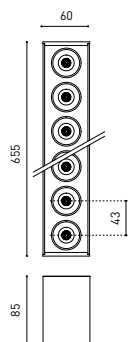




## DIMENSIONS



## AWARDS

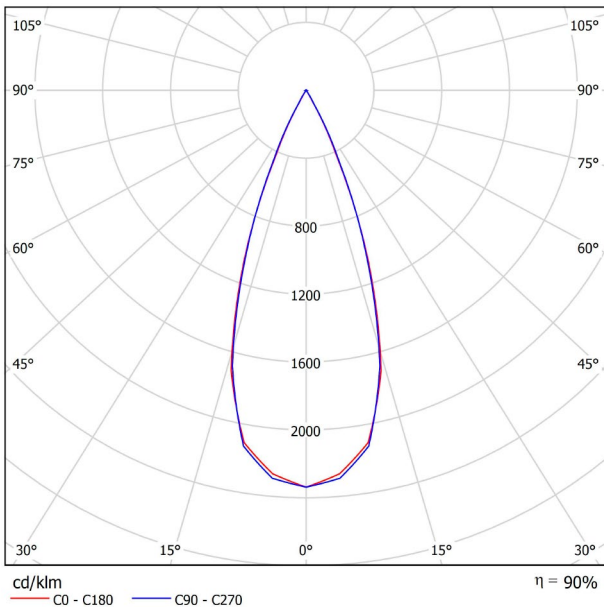


Name	BLACK FOSTER SURF 15 DIM PUSH 3000K NT
Reference	A3206031NT
Color	Textured black
RAL	9005
Category	SURFACE
<b>PRODUCT</b>	
<b>LIGHTING INFORMATION</b>	
Light source	LED
Gross luminous flux	3150 Lm
Power	31,5 W
Power values of the system	34,62 W
Colour temperature	3000 K
Colour Rendering Index	CRI>90
Chromatic stability	Mac Adam Step 3
Light beam angle	38°
Unified Glare Rating	UGR<19
Lighting efficiency	90%
Efficacy	100 Lm/W
Current intensity	700 mA
Dimming	Push
Control through bluetooth	Please Consult
Driver	Included
Electrical insulation class	<input type="checkbox"/>
Voltage	220 V/240 V
Frequency	50/60 Hz
Energy efficiency	A+
LED lifespan	L80B10 (Tc=85°C) >60.000h
<b>OTHER DATA</b>	
Ingress Protection	IP20
Weight	1950 g.
Packaged weight	2800 g.
Packaging dimensions	D128 × 480 mm.
Units per package	1
Materials	Aluminium / Acrylonitrile Butadiene Styrene / Polycarbonate

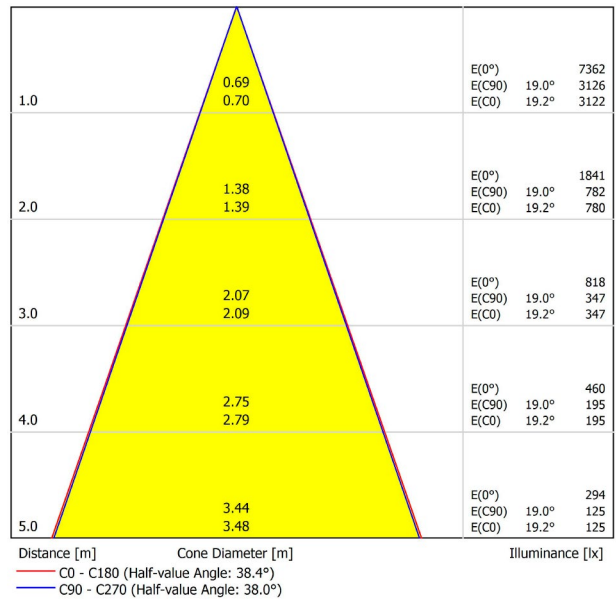


Black Foster Surface is the product that transfers the claimed effect "The Invisible Black" to a linear system in surface application. Black Foster has a very discrete presence in the interior design due to its reduced dimensions and its extremely low glare helping the piece not to gain much prominence.

POLAR DIAGRAM



CONICAL DIAGRAM



UGR

Glare Evaluation According to UGR												
ρ Ceiling	70	70	50	50	30	70	70	50	50	30		
ρ Walls	50	30	50	30	30	50	30	50	30	30		
ρ Floor	20	20	20	20	20	20	20	20	20	20		
Room Size		Viewing direction at right angles to lamp axis					Viewing direction parallel to lamp axis					
X	Y											
2H	2H	-13.6	-12.9	-13.3	-12.8	-12.6	-14.4	-13.8	-14.2	-13.6	-13.4	
	3H	-7.3	-6.7	-7.0	-6.5	-6.2	-7.1	-6.6	-6.9	-6.3	-6.1	
	4H	-3.8	-3.2	-3.5	-3.0	-2.7	-3.2	-2.6	-2.9	-2.4	-2.1	
	6H	-0.1	0.4	0.2	0.7	0.9	0.3	0.8	0.6	1.0	1.3	
	8H	1.7	2.2	2.1	2.5	2.8	2.1	2.5	2.4	2.8	3.1	
12H	3.7	4.2	4.1	4.5	4.8	4.1	4.5	4.4	4.9	5.2		
4H	2H	-11.0	-10.5	-10.7	-10.2	-10.0	-11.4	-10.8	-11.1	-10.6	-10.3	
	3H	-5.0	-4.6	-4.7	-4.3	-4.0	-4.9	-4.4	-4.5	-4.1	-3.8	
	4H	-1.6	-1.2	-1.2	-0.9	-0.5	-1.2	-0.8	-0.8	-0.4	-0.1	
	6H	1.9	2.3	2.3	2.6	3.0	2.3	2.6	2.7	2.9	3.3	
	8H	3.8	4.1	4.2	4.5	4.9	4.1	4.4	4.5	4.8	5.2	
12H	5.9	6.1	6.3	6.5	6.9	6.2	6.4	6.6	6.8	7.2		
8H	4H	-0.1	0.2	0.3	0.6	1.0	0.2	0.5	0.6	0.9	1.3	
	6H	3.6	3.8	4.0	4.2	4.6	3.8	4.0	4.2	4.4	4.9	
	8H	5.5	5.7	6.0	6.2	6.6	5.7	5.9	6.2	6.4	6.8	
	12H	7.7	7.8	8.2	8.3	8.8	8.0	8.1	8.5	8.6	9.1	
12H	4H	0.4	0.7	0.9	1.1	1.5	0.7	0.9	1.1	1.3	1.8	
	6H	4.2	4.3	4.6	4.8	5.2	4.3	4.5	4.8	4.9	5.4	
	8H	6.2	6.4	6.7	6.8	7.3	6.4	6.5	6.9	7.0	7.5	
Variation of the observer position for the luminaire distances S												
S = 1.0H	+0.9 / -0.3					+1.3 / -0.4						
S = 1.5H	+1.9 / -0.6					+2.7 / -0.7						
S = 2.0H	+3.1 / -0.8					+4.2 / -1.0						
Standard table	---					---						
Correction	---					---						
Summand	---					---						
Corrected Glare Indices referring to 3150lm Total Luminous Flux												