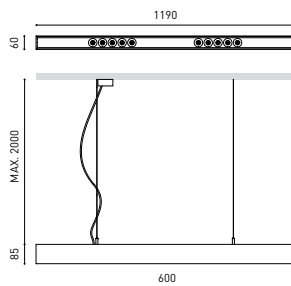




DIMENSIONS



AWARDS



Name	BLACK FOSTER SUSP 1200 DIM PUSH 2700K NT
Reference	A3211030NT
Color	Textured black
RAL	9005
Category	SUSPENSION

PRODUCT

BLACK FOSTER SUSP 1200 DIM PUSH 2700K NT

A3211030NT

Textured black

9005

SUSPENSION

LIGHTING INFORMATION

Light source	LED
Gross luminous flux	1900 Lm
Power	21 W
Power values of the system	23,08 W
Colour temperature	2700 K
Colour Rendering Index	CRI>90
Chromatic stability	Mac Adam Step 3
Light beam angle	38°
Unified Glare Rating	UGR<19
Lighting efficiency	90%
Efficacy	90 Lm/W
Current intensity	700 mA
Dimming	Push
Control through bluetooth	Please Consult
Driver	Included
Electrical insulation class	<input type="checkbox"/>
Voltage	220 V/240 V
Frequency	50/60 Hz
Energy efficiency	A
LED lifespan	L80B10 (Tc=85°C) >60.000h

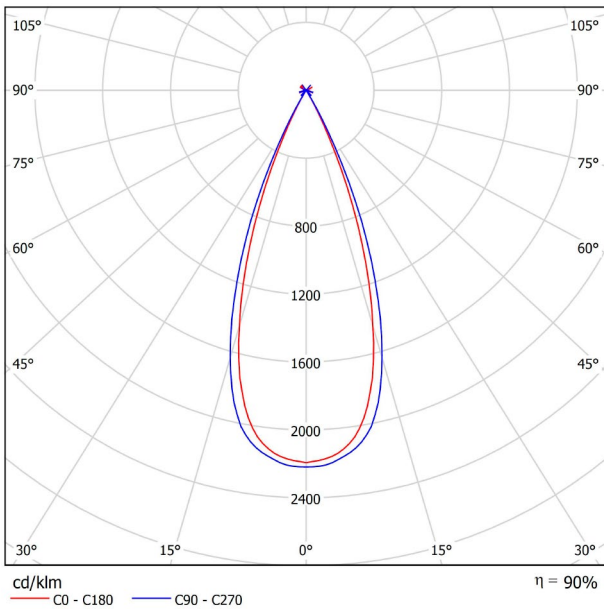
OTHER DATA

Ingress Protection	IP20
Cord length	2 m
Fast adjustment tensioner	Yes
Weight	3400 g.
Packaged weight	4470 g.
Packaging dimensions	D145 x 1270 mm.
Units per package	1
Materials	Aluminium / Acrylonitrile Butadiene Styrene / Polycarbonate

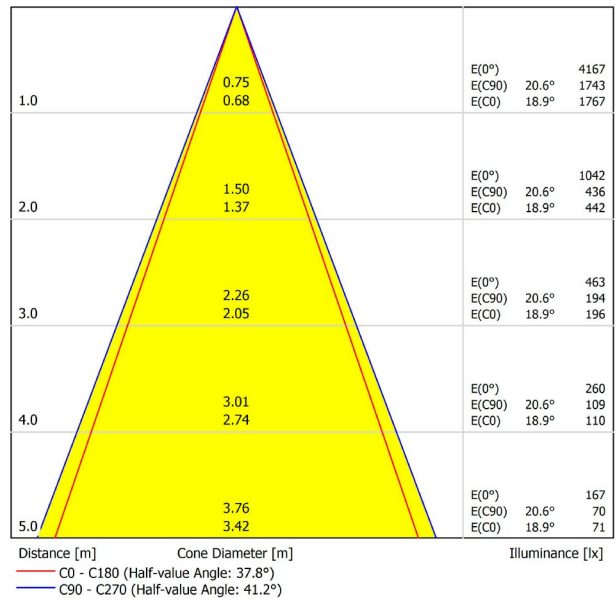


Black Foster Suspension es la luminaria que traslada el aclamado efecto 'The Invisible Black' a un sistema lineal de suspensión. Se compone de una serie de módulos de emisión de luz dentro de un foseado metálico. Ofrece iluminación "no-glare" en aplicaciones sobre mesas y conserva la misma estética tanto encendida como apagada.

POLAR DIAGRAM



CONICAL DIAGRAM



UGR

Glare Evaluation According to UGR											
ρ Ceiling	70	70	50	50	30	70	70	50	50	30	
ρ Walls	50	30	50	30	30	50	30	50	30	30	
ρ Floor	20	20	20	20	20	20	20	20	20	20	
Room Size X Y	Viewing direction at right angles to lamp axis					Viewing direction parallel to lamp axis					
2H	2H	-24.7	-24.1	-24.5	-23.9	-23.7	-21.7	-21.1	-21.5	-20.9	-20.7
	3H	-13.0	-12.4	-12.7	-12.2	-12.0	-16.0	-15.5	-15.8	-15.2	-15.0
	4H	-12.5	-12.0	-12.2	-11.7	-11.5	-14.3	-13.8	-14.0	-13.5	-13.3
	6H	-9.5	-9.0	-9.2	-8.7	-8.4	-11.0	-10.5	-10.7	-10.3	-10.0
	8H	-9.4	-8.9	-9.1	-8.6	-8.4	-9.1	-8.6	-8.7	-8.3	-8.0
4H	12H	-8.0	-7.6	-7.7	-7.3	-7.0	-7.4	-6.9	-7.0	-6.6	-6.3
	2H	-17.4	-16.9	-17.1	-16.7	-16.4	-16.9	-16.4	-16.6	-16.1	-15.9
	3H	-12.3	-11.9	-12.0	-11.6	-11.3	-13.6	-13.2	-13.3	-12.9	-12.6
	4H	-9.6	-9.2	-9.3	-8.9	-8.6	-12.6	-12.2	-12.2	-11.9	-11.5
	6H	-7.2	-6.9	-6.8	-6.5	-6.1	-8.0	-7.7	-7.6	-7.4	-7.0
8H	8H	-7.1	-6.8	-6.7	-6.4	-6.0	-6.8	-6.5	-6.4	-6.1	-5.7
	12H	-5.9	-5.7	-5.5	-5.3	-4.9	-5.4	-5.2	-5.0	-4.8	-4.4
	4H	-9.5	-9.3	-9.1	-8.9	-8.5	-11.8	-11.5	-11.4	-11.1	-10.7
	6H	-5.8	-5.6	-5.4	-5.2	-4.8	-7.0	-6.8	-6.6	-6.4	-6.0
	8H	-5.5	-5.4	-5.1	-4.9	-4.5	-5.9	-5.8	-5.5	-5.3	-4.9
12H	12H	-4.5	-4.4	-4.1	-3.9	-3.4	-4.7	-4.6	-4.2	-4.1	-3.6
	4H	-9.2	-9.0	-8.8	-8.6	-8.2	-10.8	-10.6	-10.4	-10.2	-9.8
	6H	-5.7	-5.5	-5.2	-5.1	-4.6	-6.7	-6.5	-6.3	-6.1	-5.6
8H	-5.4	-5.2	-4.9	-4.8	-4.3	-5.7	-5.6	-5.2	-5.1	-4.6	
Variation of the observer position for the luminaire distances S											
S = 1.0H	+2.4 / -1.3					+3.7 / -1.4					
S = 1.5H	+4.4 / -1.5					+6.0 / -1.8					
S = 2.0H	+6.3 / -4.1					+8.0 / -2.2					
Standard table	BK07					---					
Correction Summand	-24.6					---					
Corrected Glare Indices referring to 1900lm Total Luminous Flux											