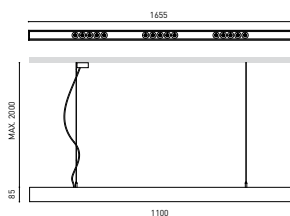




DIMENSIONS



AWARDS



Name	BLACK FOSTER SUSP 1600 3000K WT
Reference	A3212011WT
Color	Textured white
RAL	9016
Category	SUSPENSION

Light source	LED
Gross luminous flux	3150 Lm
Power	31,5 W
Power values of the system	35,80 W
Colour temperature	3000 K
Colour Rendering Index	CRI>90
Chromatic stability	Mac Adam Step 3
Light beam angle	38°
Unified Glare Rating	UGR<19
Lighting efficiency	90%
Efficacy	100 Lm/W
Current intensity	700 mA
Control through bluetooth	Please Consult
Driver	Included
Electrical insulation class	<input type="checkbox"/>
Voltage	220 V/240 V
Frequency	50/60 Hz
Energy efficiency	A+
LED lifespan	L80B10 (Tc=85°C) >60.000h

Ingress Protection	IP20
Cord length	2 m
Fast adjustment tensioner	Yes
Weight	4370 g.
Packaged weight	5790 g.
Packaging dimensions	D145 × 1735 mm.
Units per package	1
Materials	Aluminium / Acrylonitrile Butadiene Styrene / Polycarbonate

PRODUCT

BLACK FOSTER SUSP 1600 3000K WT

A3212011WT

Textured white

9016

SUSPENSION

LIGHTING INFORMATION

LED

3150 Lm

31,5 W

35,80 W

3000 K

CRI>90

Mac Adam Step 3

38°

UGR<19

90%

100 Lm/W

700 mA

Please Consult

Included



220 V/240 V

50/60 Hz

A+

L80B10 (Tc=85°C) >60.000h

OTHER DATA

IP20

2 m

Yes

4370 g.

5790 g.

D145 × 1735 mm.

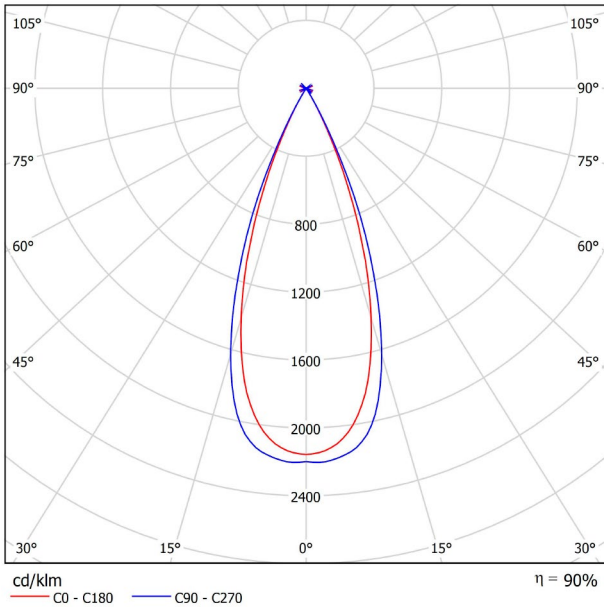
1

Aluminium / Acrylonitrile Butadiene Styrene / Polycarbonate

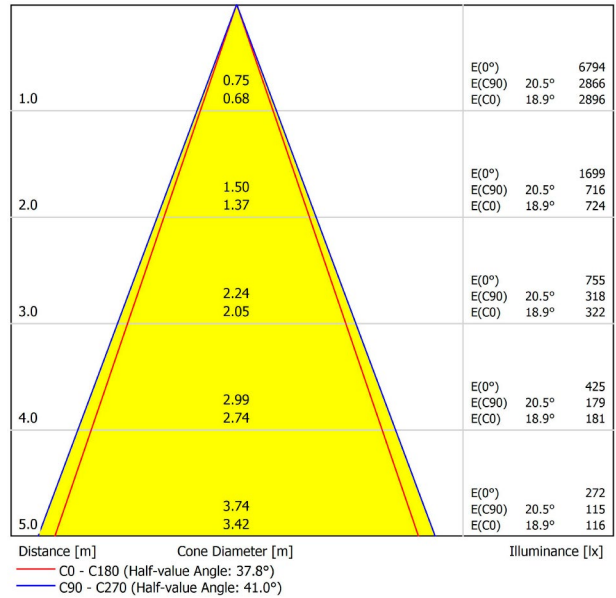


Black Foster Suspension es la luminaria que traslada el aclamado efecto 'The Invisible Black' a un sistema lineal de suspensión. Se compone de una serie de módulos de emisión de luz dentro de un foseado metálico. Ofrece iluminación "no-glare" en aplicaciones sobre mesas y conserva la misma estética tanto encendida como apagada.

POLAR DIAGRAM



CONICAL DIAGRAM



UGR

Glare Evaluation According to UGR											
ρ Ceiling	70	70	50	50	30	70	70	50	50	30	
ρ Walls	50	30	50	30	30	50	30	50	30	30	
ρ Floor	20	20	20	20	20	20	20	20	20	20	
Room Size X Y	Viewing direction at right angles to lamp axis					Viewing direction parallel to lamp axis					
2H	2H	-15.7	-15.0	-15.4	-14.8	-14.6	-15.9	-15.3	-15.7	-15.1	-14.9
	3H	-11.5	-11.0	-11.3	-10.7	-10.5	-14.0	-13.5	-13.8	-13.2	-13.0
	4H	-11.5	-11.0	-11.2	-10.7	-10.5	-9.5	-9.0	-9.2	-8.7	-8.5
	6H	-10.2	-9.7	-9.9	-9.4	-9.1	-6.5	-6.0	-6.2	-5.7	-5.4
4H	8H	-9.0	-8.5	-8.7	-8.3	-8.0	-6.0	-5.5	-5.6	-5.2	-4.9
	12H	-8.5	-8.0	-8.1	-7.7	-7.4	-5.7	-5.3	-5.4	-5.0	-4.6
	2H	-13.5	-13.0	-13.2	-12.7	-12.5	-13.7	-13.1	-13.4	-12.9	-12.6
	3H	-10.4	-10.0	-10.1	-9.7	-9.4	-11.8	-11.3	-11.5	-11.0	-10.7
8H	4H	-10.0	-9.6	-9.6	-9.3	-9.0	-7.7	-7.3	-7.3	-7.0	-6.6
	6H	-8.6	-8.2	-8.2	-7.9	-7.5	-4.1	-3.8	-3.7	-3.5	-3.1
	8H	-6.9	-6.6	-6.5	-6.2	-5.8	-3.6	-3.3	-3.1	-2.9	-2.5
	12H	-6.4	-6.2	-6.0	-5.8	-5.4	-3.2	-3.0	-2.8	-2.6	-2.2
12H	4H	-7.8	-7.5	-7.4	-7.2	-6.8	-6.6	-6.3	-6.2	-5.9	-5.5
	6H	-6.2	-6.0	-5.8	-5.6	-5.1	-2.8	-2.6	-2.4	-2.2	-1.7
	8H	-4.5	-4.3	-4.0	-3.9	-3.4	-2.2	-2.0	-1.7	-1.6	-1.1
	12H	-4.1	-4.0	-3.7	-3.5	-3.0	-1.5	-1.4	-1.1	-0.9	-0.4
Variation of the observer position for the luminaire distances S											
S = 1.0H	+4.3 / -1.8					+2.3 / -0.6					
S = 1.5H	+6.8 / -2.0					+4.2 / -1.0					
S = 2.0H	+8.8 / -2.6					+5.9 / -2.3					
Standard table Correction Summand	---					---					
Corrected Glare Indices referring to 3150lm Total Luminous Flux											