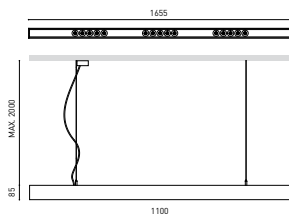




DIMENSIONS



AWARDS



Name	BLACK FOSTER SUSP 1600 DIM PUSH 4000K WT
Reference	A3212032WT
Color	Textured white
RAL	9016
Category	SUSPENSION

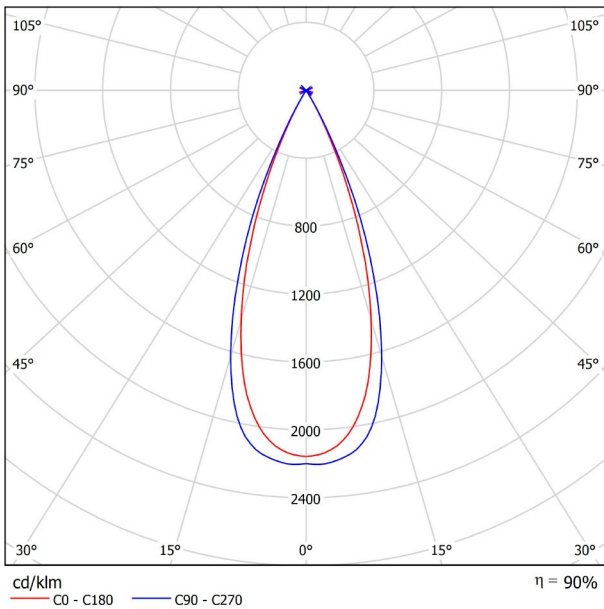
Light source	LED
Gross luminous flux	3750 Lm
Power	31,5 W
Power values of the system	34,62 W
Colour temperature	4000 K
Colour Rendering Index	CRI>90
Chromatic stability	Mac Adam Step 3
Light beam angle	38°
Unified Glare Rating	UGR<19
Lighting efficiency	90%
Efficacy	119 Lm/W
Current intensity	700 mA
Dimming	Push
Control through bluetooth	Please Consult
Driver	Included
Electrical insulation class	<input type="checkbox"/>
Voltage	220 V/240 V
Frequency	50/60 Hz
Energy efficiency	A+
LED lifespan	L80B10 (Tc=85°C) >60.000h

Ingress Protection	IP20
Cord length	2 m
Fast adjustment tensioner	Yes
Weight	4420 g.
Packaged weight	5840 g.
Packaging dimensions	D145 x 1735 mm.
Units per package	1
Materials	Aluminium / Acrylonitrile Butadiene Styrene / Polycarbonate

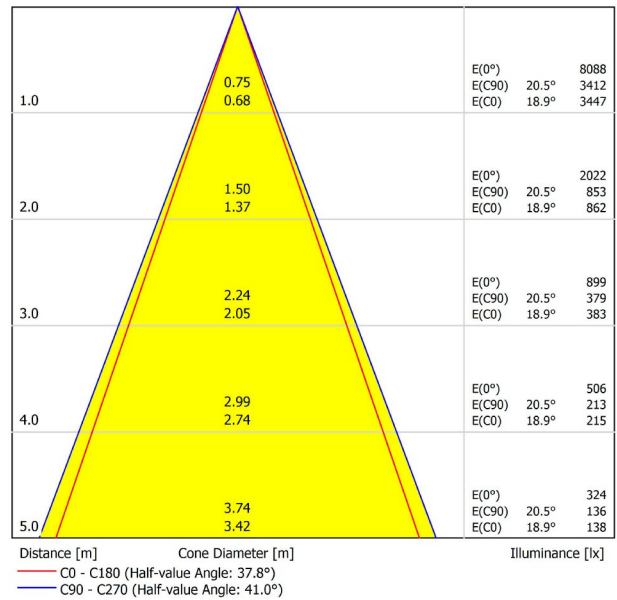


Black Foster Suspension es la luminaria que traslada el aclamado efecto 'The Invisible Black' a un sistema lineal de suspensión. Se compone de una serie de módulos de emisión de luz dentro de un foseado metálico. Ofrece iluminación "no-glare" en aplicaciones sobre mesas y conserva la misma estética tanto encendida como apagada.

POLAR DIAGRAM



CONICAL DIAGRAM



UGR

Glare Evaluation According to UGR											
ρ Ceiling	70	70	50	50	30	70	70	50	50	30	
ρ Walls	50	30	50	30	30	50	30	50	30	30	
ρ Floor	20	20	20	20	20	20	20	20	20	20	
Room Size X Y	Viewing direction at right angles to lamp axis					Viewing direction parallel to lamp axis					
2H	2H	-15.1	-14.4	-14.8	-14.2	-14.0	-15.3	-14.7	-15.1	-14.5	-14.3
	3H	-10.9	-10.4	-10.7	-10.1	-9.9	-13.4	-12.9	-13.2	-12.6	-12.4
	4H	-10.9	-10.4	-10.6	-10.1	-9.9	-8.9	-8.4	-8.6	-8.1	-7.9
	6H	-9.6	-9.1	-9.3	-8.8	-8.5	-5.9	-5.4	-5.6	-5.1	-4.8
4H	8H	-8.4	-7.9	-8.1	-7.7	-7.4	-5.4	-4.9	-5.0	-4.6	-4.3
	12H	-7.8	-7.4	-7.5	-7.1	-6.8	-5.1	-4.7	-4.8	-4.4	-4.0
	2H	-12.9	-12.4	-12.6	-12.1	-11.9	-13.1	-12.5	-12.8	-12.3	-12.0
8H	3H	-9.8	-9.4	-9.5	-9.1	-8.7	-11.2	-10.7	-10.8	-10.4	-10.1
	4H	-9.4	-9.0	-9.0	-8.7	-8.4	-7.1	-6.7	-6.7	-6.4	-6.0
	6H	-8.0	-7.6	-7.6	-7.3	-6.9	-3.5	-3.2	-3.1	-2.9	-2.5
	8H	-6.3	-6.0	-5.9	-5.6	-5.2	-3.0	-2.7	-2.5	-2.3	-1.9
12H	12H	-5.8	-5.6	-5.4	-5.2	-4.8	-2.6	-2.4	-2.2	-2.0	-1.6
	4H	-7.2	-6.9	-6.8	-6.6	-6.2	-6.0	-5.7	-5.6	-5.3	-4.9
	6H	-5.6	-5.4	-5.2	-5.0	-4.5	-2.2	-2.0	-1.7	-1.6	-1.1
	8H	-3.9	-3.7	-3.4	-3.3	-2.8	-1.6	-1.4	-1.1	-1.0	-0.5
12H	12H	-3.5	-3.4	-3.0	-2.9	-2.4	-0.9	-0.8	-0.5	-0.3	0.2
	4H	-6.7	-6.4	-6.2	-6.0	-5.6	-5.9	-5.6	-5.5	-5.2	-4.8
	6H	-4.9	-4.7	-4.4	-4.3	-3.8	-2.0	-1.9	-1.6	-1.4	-1.0
8H	-3.3	-3.2	-2.8	-2.7	-2.2	-1.4	-1.2	-0.9	-0.8	-0.3	
Variation of the observer position for the luminaire distances S											
S = 1.0H	+4.3 / -1.8					+2.3 / -0.6					
S = 1.5H	+6.8 / -2.0					+4.2 / -1.0					
S = 2.0H	+8.8 / -2.6					+5.9 / -2.3					
Standard table Correction Summand	---					---					
Corrected Glare Indices referring to 3750lm Total Luminous Flux											