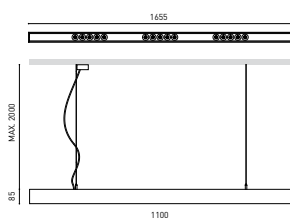




DIMENSIONS



AWARDS



Name	BLACK FOSTER SUSP 1600 DIM ON BOARD 3000K NT
Reference	A3212051NT
Color	Textured black
RAL	9005
Category	SUSPENSION

PRODUCT

Light source	LED
Gross luminous flux	3150 Lm
Power	21 W
Power values of the system	23,33 W
Colour temperature	3000 K
Colour Rendering Index	CRI>90
Chromatic stability	Mac Adam Step 3
Light beam angle	38°
Unified Glare Rating	UGR<19
Lighting efficiency	90%
Efficacy	100 Lm/W
Current intensity	700 mA
Dimming	ON BOARD
Control through bluetooth	Please Consult
Driver	Included
Electrical insulation class	<input type="checkbox"/>
Voltage	220 V/240 V
Frequency	50/60 Hz
Energy efficiency	A+
LED lifespan	L80B10 (Tc=85°C) >60.000h

LIGHTING INFORMATION

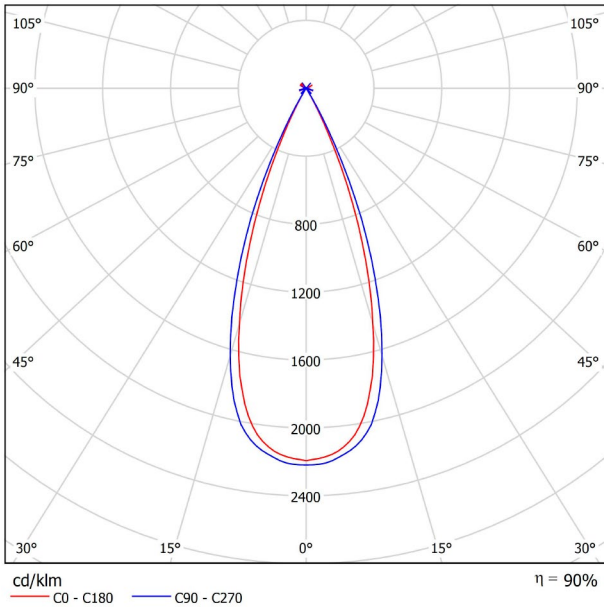
Ingress Protection	IP20
Cord length	2 m
Fast adjustment tensioner	Yes
Weight	4420 g.
Packaged weight	5840 g.
Packaging dimensions	D145 x 1735 mm.
Units per package	1
Materials	Aluminium / Acrylonitrile Butadiene Styrene / Polycarbonate

OTHER DATA

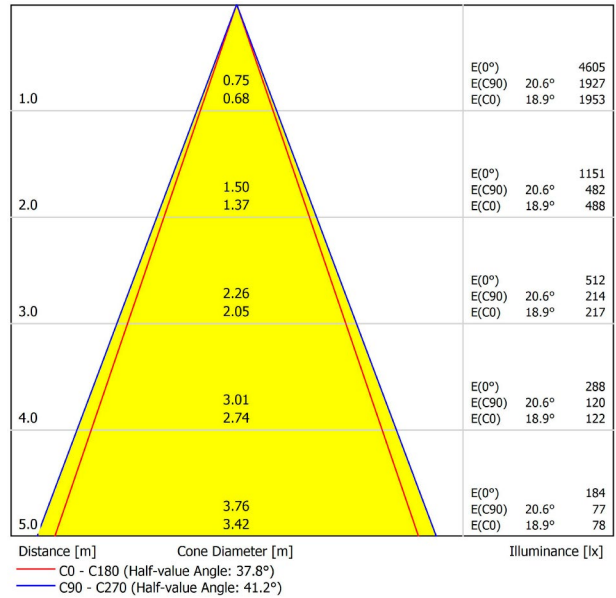


Black Foster Suspension es la luminaria que traslada el aclamado efecto 'The Invisible Black' a un sistema lineal de suspensión. Se compone de una serie de módulos de emisión de luz dentro de un foseado metálico. Ofrece iluminación "no-glare" en aplicaciones sobre mesas y conserva la misma estética tanto encendida como apagada.

POLAR DIAGRAM



CONICAL DIAGRAM



UGR

Glare Evaluation According to UGR											
ρ Ceiling		70	70	50	50	30	70	70	50	50	30
ρ Walls		50	30	50	30	30	50	30	50	30	30
ρ Floor		20	20	20	20	20	20	20	20	20	20
Room Size X Y		Viewing direction at right angles to lamp axis					Viewing direction parallel to lamp axis				
2H	2H	-24.4	-23.8	-24.2	-23.6	-23.4	-21.4	-20.8	-21.1	-20.6	-20.4
	3H	-12.7	-12.1	-12.4	-11.9	-11.6	-15.7	-15.1	-15.4	-14.9	-14.6
	4H	-12.2	-11.6	-11.9	-11.4	-11.1	-14.0	-13.4	-13.7	-13.2	-12.9
	6H	-9.1	-8.6	-8.8	-8.3	-8.1	-10.7	-10.2	-10.4	-9.9	-9.6
	8H	-9.1	-8.6	-8.7	-8.3	-8.0	-8.7	-8.2	-8.4	-8.0	-7.7
4H	12H	-7.7	-7.2	-7.4	-6.9	-6.6	-7.0	-6.6	-6.7	-6.3	-5.9
	2H	-17.1	-16.6	-16.8	-16.3	-16.0	-16.6	-16.0	-16.3	-15.8	-15.5
	3H	-12.0	-11.5	-11.7	-11.2	-10.9	-13.3	-12.8	-12.9	-12.5	-12.2
	4H	-9.3	-8.9	-8.9	-8.6	-8.2	-12.2	-11.8	-11.9	-11.5	-11.2
	6H	-6.8	-6.5	-6.4	-6.2	-5.8	-7.7	-7.4	-7.3	-7.0	-6.6
8H	8H	-6.7	-6.4	-6.3	-6.1	-5.7	-6.4	-6.2	-6.0	-5.8	-5.4
	12H	-5.6	-5.3	-5.2	-4.9	-4.5	-5.1	-4.9	-4.7	-4.5	-4.0
	4H	-9.2	-8.9	-8.8	-8.5	-8.1	-11.4	-11.1	-11.0	-10.8	-10.4
	6H	-5.5	-5.3	-5.0	-4.9	-4.4	-6.7	-6.5	-6.3	-6.1	-5.6
	8H	-5.2	-5.0	-4.7	-4.6	-4.1	-5.6	-5.4	-5.1	-5.0	-4.5
12H	12H	-4.2	-4.1	-3.7	-3.6	-3.1	-4.4	-4.2	-3.9	-3.8	-3.3
	4H	-8.9	-8.6	-8.4	-8.2	-7.8	-10.5	-10.2	-10.0	-9.8	-9.4
	6H	-5.3	-5.2	-4.9	-4.7	-4.3	-6.4	-6.2	-5.9	-5.8	-5.3
8H	-5.0	-4.9	-4.5	-4.4	-3.9	-5.3	-5.2	-4.9	-4.7	-4.3	
Variation of the observer position for the luminaire distances S											
S = 1.0H		+2.4 / -1.3					+3.7 / -1.4				
S = 1.5H		+4.4 / -1.5					+6.0 / -1.8				
S = 2.0H		+6.3 / -4.1					+8.0 / -2.2				
Standard table Correction Summand		BK07 -24.6					---				
Corrected Glare Indices referring to 2100lm Total Luminous Flux											