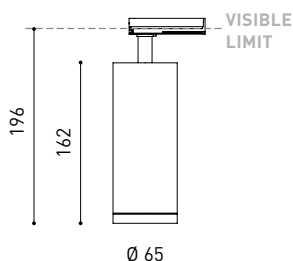




DIMENSIONS



ACCESSORIES

ANTI-GLARE HONEYCOMB
LOUVER

TRACK 1L OPTIONS

PRODUCT

Name	FIT 65 1L 18° 4000K WT
Reference	A3660112WT
Color	Textured white
RAL	9016
Category	TRACKLIGHTS

LIGHTING INFORMATION

Light source	LED
Gross luminous flux	1320 Lm
Power	10,3 W
Power values of the system	12,12 W
Colour temperature	4000 K
Colour Rendering Index	CRI>90
Chromatic stability	Mac Adam Step 2
Light beam angle	18°
Lighting efficiency	90%
Efficacy	128 Lm/W
Current intensity	300 mA
Driver	Included
Electrical insulation class	⊕
Voltage	220 V/240 V
Frequency	50/60 Hz
Energy efficiency	A+
LED lifespan	L80B10 (Tj=85°C) >60.000h

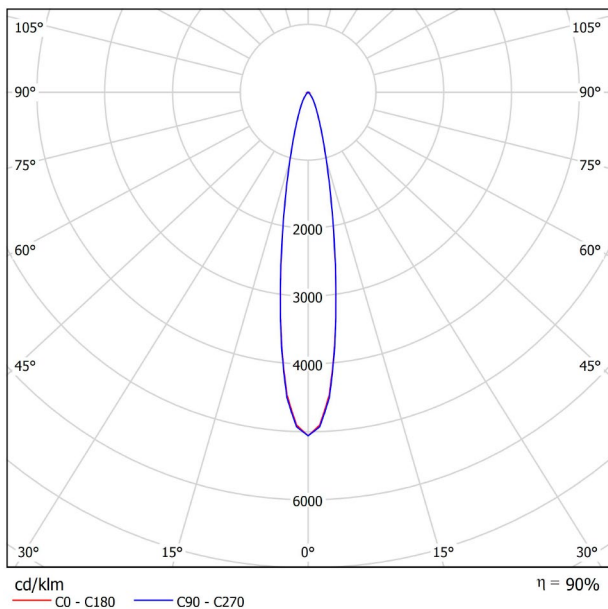
OTHER DATA

Ingress Protection	IP20
Swivel angle	90°
Rotation angle	355°
Track type	Track 1L
Weight	575 g.
Packaged weight	710 g.
Packaging dimensions	325 × 135 × 96 mm.
Units per package	1
Materials	Aluminium / Polycarbonate

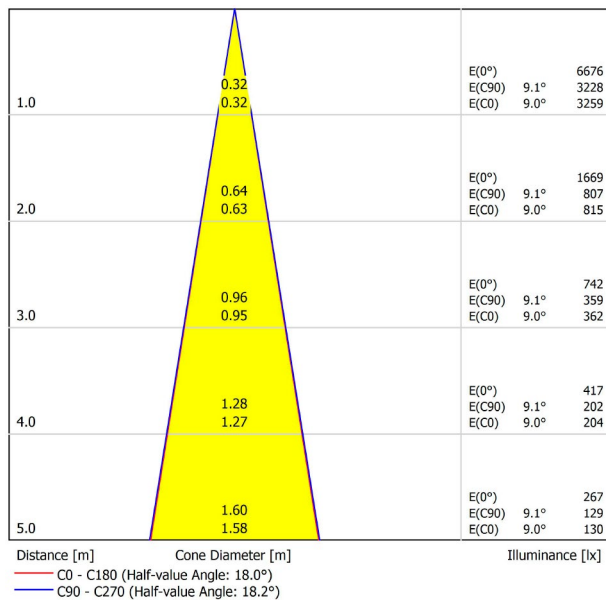


Fit 65 1L is a spotlight for monophase track applications. Cylindrical geometry and essential forms, it stands out for its minimalistic looking and its functionality as it can be orientated in any direction. The black perimeter around its mouth and its honeycomb accessory, highlights its anti-glare vocation.

POLAR DIAGRAM



CONICAL DIAGRAM





	PRODUCT
Model	Anti-glare Honeycomb Louver
Reference	A356-00-00
Category	Accessories

NOT SOLD SEPARATELY.



Accessory made up of louvers in the shape of a honeycomb panel to reduce glare and the effects of direct rays of vision.

SURFACE & SUSPENDED



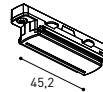
TRACK 1L 1m	A264-01-00- B N
TRACK 1L 2m	A264-02-00- B N
TRACK 1L 3m	A264-03-00- B N



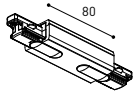
POLARITY GROOVE



TRACK 1L Live-End Connector
A264-00-01- B N
A264-00-02- B N



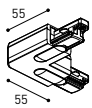
TRACK 1L Contact Joint
A264-00-04- B N



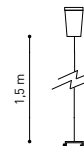
TRACK 1L Central Connector
A264-00-03- B N



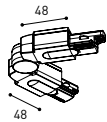
TRACK 1L End
A264-00-13- B N



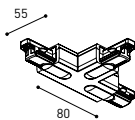
TRACK 1L 90° Angle
A264-00-06- B N
A264-00-07- B N



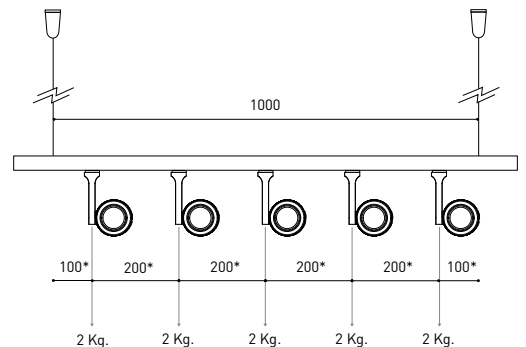
TRACK 1L Suspension Kit
A264-00-14- WT NT
At least 2 units needed



TRACK 1L Corner connector
A264-00-15- B N



TRACK 1L T-Joint
A264-00-16- B N
A264-00-17- B N



*minimum distance (mm.)

COLOUR | B □ RAL 9016 | N ■ RAL 9005 | WT □ RAL 9016 | NT ■ RAL 9005 |

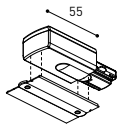
FLUSH MOUNTING



TRACK 1L FLUSH 1m	A264-11-00- B N
TRACK 1L FLUSH 2m	A264-12-00- B N
TRACK 1L FLUSH 3m	A264-13-00- B N



POLARITY GROOVE



TRACK 1L FLUSH Live-End Connector

A264-00-01- B N
A264-00-02- B N

TRACK 1L FLUSH Cover Plate

A264-10-19- B N

Mandatory for installation



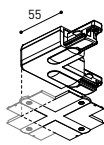
TRACK 1L FLUSH Central Connector

A264-00-03- B N

TRACK 1L FLUSH Corner Cover Plate

A264-10-20- B N

Mandatory for installation



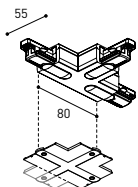
TRACK 1L FLUSH 90° Angle

A264-00-06- B N
A264-00-07- B N

TRACK 1L FLUSH Corner Cover Plate

A264-10-20- B N

Mandatory for installation



TRACK 1L FLUSH T-Joint

A264-00-16- B N
A264-00-17- B N

TRACK 1L FLUSH Corner Cover Plate

A264-10-20- B N

Mandatory for installation



TRACK 1L Contact Joint

A264-00-04- B N



TRACK 1L End

A264-00-13- B N



TRACK 1L FLUSH Suspension Kit

A264-10-15



*minimum distance [mm.]

COLOUR | B □ RAL 9016 | N ■ RAL 9005 |