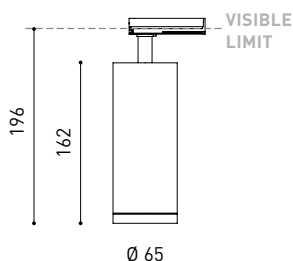




DIMENSIONS



ACCESSORIES

ANTI-GLARE HONEYCOMB
LOUVER

TRACK 1L OPTIONS

PRODUCT

| | |
|-----------|------------------------|
| Name | FIT 65 1L 36° 3000K NT |
| Reference | A3660131NT |
| Color | Textured black |
| RAL | 9005 |
| Category | TRACKLIGHTS |

LIGHTING INFORMATION

| | |
|-----------------------------|---------------------------|
| Light source | LED |
| Gross luminous flux | 1300 Lm |
| Power | 10,3 W |
| Power values of the system | 12,12 W |
| Colour temperature | 3000 K |
| Colour Rendering Index | CRI>90 |
| Chromatic stability | Mac Adam Step 2 |
| Light beam angle | 36° |
| Lighting efficiency | 84% |
| Efficacy | 126 Lm/W |
| Current intensity | 300 mA |
| Driver | Included |
| Electrical insulation class | ⊕ |
| Voltage | 220 V/240 V |
| Frequency | 50/60 Hz |
| Energy efficiency | A+ |
| LED lifespan | L80B10 (Tj=85°C) >60.000h |

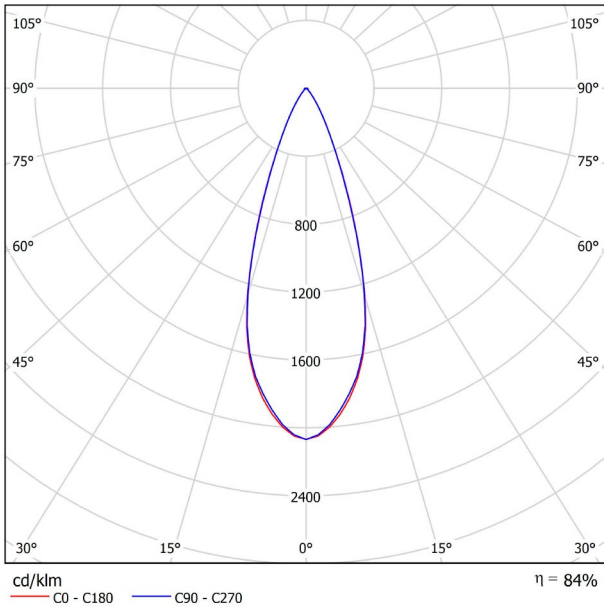
OTHER DATA

| | |
|----------------------|---------------------------|
| Ingress Protection | IP20 |
| Swivel angle | 90° |
| Rotation angle | 355° |
| Track type | Track 1L |
| Weight | 575 g. |
| Packaged weight | 710 g. |
| Packaging dimensions | 325 × 135 × 96 mm. |
| Units per package | 1 |
| Materials | Aluminium / Polycarbonate |

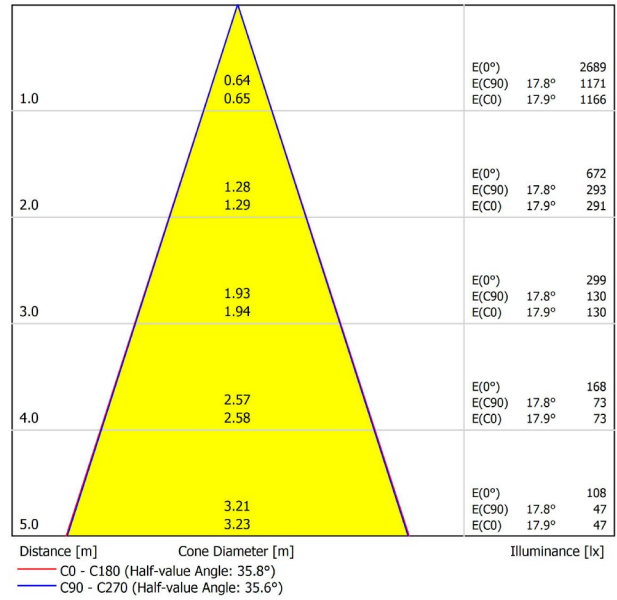


Fit 65 1L is a spotlight for monophase track applications. Cylindrical geometry and essential forms, it stands out for its minimalistic looking and its functionality as it can be orientated in any direction. The black perimeter around its mouth and its honeycomb accessory, highlights its anti-glare vocation.

POLAR DIAGRAM



CONICAL DIAGRAM





| | PRODUCT |
|-----------|-----------------------------|
| Model | Anti-glare Honeycomb Louver |
| Reference | A356-00-00 |
| Category | Accessories |

NOT SOLD SEPARATELY.



Accessory made up of louver in the shape of a honeycomb panel to reduce glare and the effects of direct rays of vision.

SURFACE & SUSPENDED



| | |
|-------------|---------------------|
| TRACK 1L 1m | A264-01-00- B N |
| TRACK 1L 2m | A264-02-00- B N |
| TRACK 1L 3m | A264-03-00- B N |



POLARITY GROOVE



| | |
|--|-----------------------------|
| | TRACK 1L Live-End Connector |
| | A264-00-01- B N |
| | A264-00-02- B N |



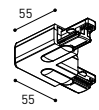
| | |
|--|------------------------|
| | TRACK 1L Contact Joint |
| | A264-00-04- B N |



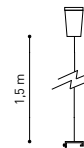
| | |
|--|----------------------------|
| | TRACK 1L Central Connector |
| | A264-00-03- B N |



| | |
|--|---------------------|
| | TRACK 1L End |
| | A264-00-13- B N |



| | |
|--|---------------------|
| | TRACK 1L 90° Angle |
| | A264-00-06- B N |
| | A264-00-07- B N |



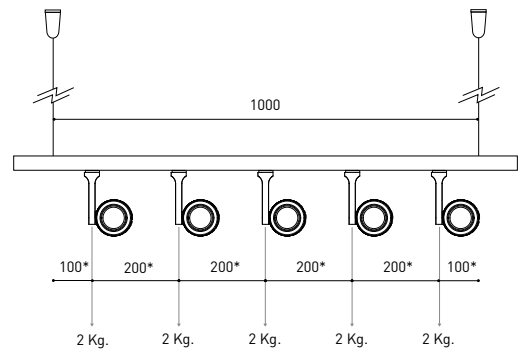
| | |
|-------------------------|-------------------------|
| | TRACK 1L Suspension Kit |
| | A264-00-14- WT NT |
| At least 2 units needed | |



| | |
|--|---------------------------|
| | TRACK 1L Corner connector |
| | A264-00-15- B N |



| | |
|--|---------------------|
| | TRACK 1L T-Joint |
| | A264-00-16- B N |
| | A264-00-17- B N |



*minimum distance (mm.)

COLOUR | B □ RAL 9016 | N ■ RAL 9005 | WT □ RAL 9016 | NT ■ RAL 9005 |

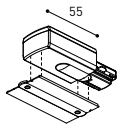
FLUSH MOUNTING



| | |
|-------------------|---------------------|
| TRACK 1L FLUSH 1m | A264-11-00- B N |
| TRACK 1L FLUSH 2m | A264-12-00- B N |
| TRACK 1L FLUSH 3m | A264-13-00- B N |



POLARITY GROOVE



TRACK 1L FLUSH Live-End Connector

| |
|---------------------|
| A264-00-01- B N |
| A264-00-02- B N |

TRACK 1L FLUSH Cover Plate

| |
|---------------------|
| A264-10-19- B N |
|---------------------|

Mandatory for installation



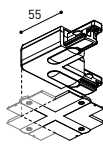
TRACK 1L FLUSH Central Connector

| |
|---------------------|
| A264-00-03- B N |
|---------------------|

TRACK 1L FLUSH Corner Cover Plate

| |
|---------------------|
| A264-10-20- B N |
|---------------------|

Mandatory for installation



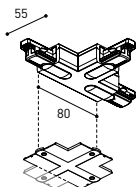
TRACK 1L FLUSH 90° Angle

| |
|---------------------|
| A264-00-06- B N |
| A264-00-07- B N |

TRACK 1L FLUSH Corner Cover Plate

| |
|---------------------|
| A264-10-20- B N |
|---------------------|

Mandatory for installation



TRACK 1L FLUSH T-Joint

| |
|---------------------|
| A264-00-16- B N |
| A264-00-17- B N |

TRACK 1L FLUSH Corner Cover Plate

| |
|---------------------|
| A264-10-20- B N |
|---------------------|

Mandatory for installation



TRACK 1L Contact Joint

| |
|---------------------|
| A264-00-04- B N |
|---------------------|



TRACK 1L End

| |
|---------------------|
| A264-00-13- B N |
|---------------------|



TRACK 1L FLUSH Suspension Kit

| |
|------------|
| A264-10-15 |
|------------|



*minimum distance [mm.]

COLOUR | B □ RAL 9016 | N ■ RAL 9005 |