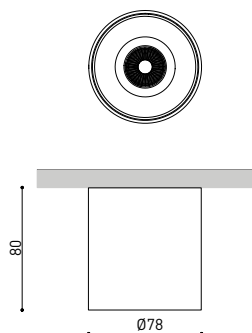




DIMENSIONS



ACCESSORIES



DRIVER OPTIONS

Name	SHOT LIGHT M SURFACE 4000K WTW
Reference	A3960012WTW
Color	Textured white
RAL	9016
Category	SURFACE

PRODUCT

SHOT LIGHT M SURFACE 4000K WTW

A3960012WTW

Textured white

9016

SURFACE

LIGHTING INFORMATION

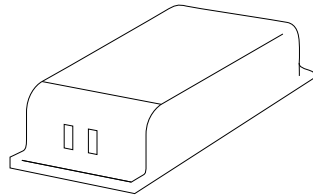
Light source	LED
Gross luminous flux	700 / 960 / 1550 Lm
Power	4,5 / 6,5 / 12,4 W
Colour temperature	4000 K
Colour Rendering Index	CRI>90
Chromatic stability	MacAdam Step 2
Light beam angle	38°
Lighting efficiency	86%
Efficacy	156 / 148 / 124 Lm/W
Current intensity	154 / 200 / 350 mA
Dimming	No Dim - DALI
Control through bluetooth	Please Consult
Driver	Excluded: Must be placed on remote
Electrical insulation class	III
Energy efficiency	A+
LED lifespan	L80B10 (Tc=85°C) >60.000h


OTHER DATA

Ingress Protection	IP20
Weight	285 g.
Packaged weight	340 g.
Packaging dimensions	114 × 103 × 89 mm
Units per package	1
Materials	Aluminium / Acrylonitrile Butadiene Styrene / Polycarbonate



A surface luminary conceived to be a discreet point of light in the ceiling that hides the illumination source from sight and aims to offer maximum visual comfort. In order to achieve this, it has an anti-glare screen and a specifically designed micro-reflector that generates a perfectly defined light beam.



DRIVER OPTIONS		I	P	K	Lm
ON / OFF	0434-00-36	140mA	4,5W	2700K	660
				3000K	690
				4000K	700
	0434-00-37	200mA	6,5W	2700K	910
				3000K	940
				4000K	960
	0434-00-39	350mA	12,4W	2700K	1470
				3000K	1530
				4000K	1550
 DALI	0434-00-79	350mA	12,4W	2700K	1470
				3000K	1530
				4000K	1550

220
240 V~ | 50/60 Hz | 

Driver must be placed on remote