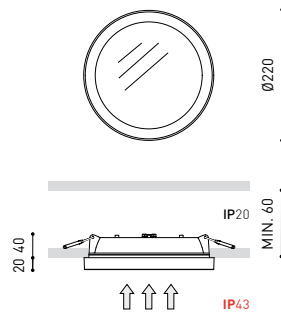




DIMENSIONS



AWARDS

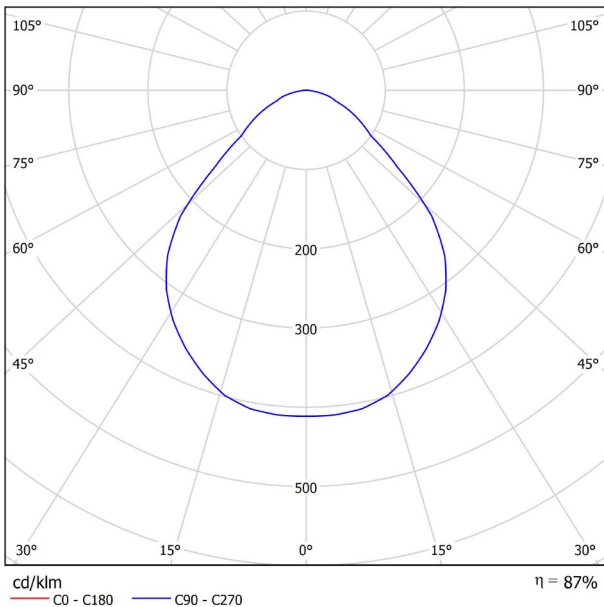


| | |
|-----------------------------|-------------------------------------|
| Name | STRAM PRISMATIC 2 DIM PUSH 4000K WT |
| Reference | A1980222WT |
| Color | Textured white |
| RAL | 9016 |
| Category | CEILING RECESSED |
| PRODUCT | |
| Light source | LED |
| Gross luminous flux | 2300 Lm |
| Power | 15,5 W |
| Power values of the system | 17,61 W |
| Colour temperature | 4000 K |
| Colour Rendering Index | CRI>90 |
| Chromatic stability | Mac Adam Step 2 |
| Light beam angle | 93° |
| Unified Glare Rating | UGR<19 |
| Lighting efficiency | 87% |
| Efficacy | 159 Lm/W |
| Current intensity | 500 mA |
| Dimming | Push |
| Control through bluetooth | Please Consult |
| Driver | Included - Connected |
| Emergency power supply | Please Consult |
| Electrical insulation class | □ |
| Voltage | 220 V/240 V |
| Frequency | 50/60 Hz |
| Energy efficiency | A++ |
| LED lifespan | L80B10 (Tc=80°C) >60.000h |
| OTHER DATA | |
| Ingress Protection | IP43/54** - IP 54, please consult |
| Impact resistance | IK07 |
| Recess measurements | Ø205 mm. |
| Weight | 1090 g. |
| Packaged weight | 1255,1 g. |
| Packaging dimensions | 332 x 245 x 84 mm. |
| Units per package | 1 |
| Materials | Aluminium / Polymethyl Methacrylate |

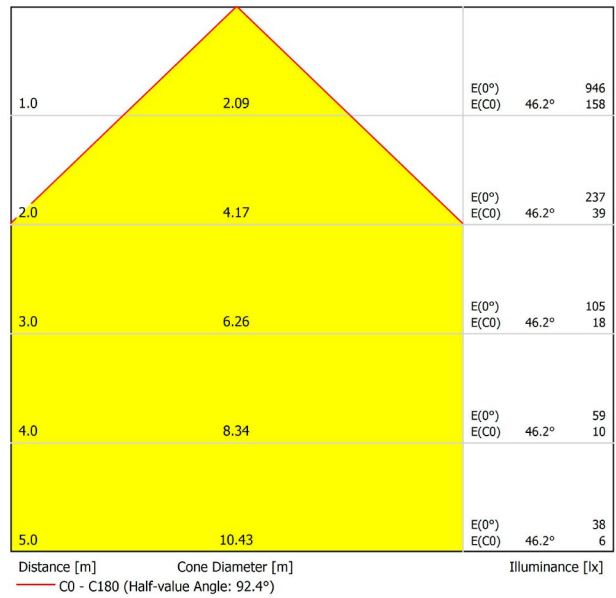


Ceiling recessed downlight, with a prominent bezel and textured finish, for general lighting functions with diffuse light. Its differentiated aesthetics provide distinction in spaces where it is fitted, considerably different to the traditional round downlight.

POLAR DIAGRAM



CONICAL DIAGRAM



UGR

| Glare Evaluation According to UGR | | | | | | | | | | | |
|--|-------------|--|------|------|------|-------------|---|------|------|------|------|
| ρ Ceiling | 70 | 70 | 50 | 50 | 30 | 70 | 70 | 50 | 50 | 30 | |
| ρ Walls | 50 | 30 | 50 | 30 | 30 | 50 | 30 | 50 | 30 | 30 | |
| ρ Floor | 20 | 20 | 20 | 20 | 20 | 20 | 20 | 20 | 20 | 20 | |
| Room Size X Y | | Viewing direction at right angles to lamp axis | | | | | Viewing direction parallel to lamp axis | | | | |
| 2H | 2H | 18.8 | 19.9 | 19.1 | 20.1 | 20.4 | 18.8 | 19.9 | 19.1 | 20.1 | 20.4 |
| | 3H | 20.1 | 21.1 | 20.4 | 21.3 | 21.6 | 20.1 | 21.1 | 20.4 | 21.3 | 21.6 |
| | 4H | 20.6 | 21.6 | 20.9 | 21.8 | 22.1 | 20.6 | 21.6 | 20.9 | 21.8 | 22.1 |
| | 6H | 21.0 | 21.9 | 21.3 | 22.2 | 22.5 | 21.0 | 21.9 | 21.3 | 22.2 | 22.5 |
| | 8H | 21.1 | 21.9 | 21.4 | 22.2 | 22.5 | 21.1 | 21.9 | 21.4 | 22.2 | 22.5 |
| 4H | 12H | 21.1 | 21.9 | 21.5 | 22.2 | 22.6 | 21.1 | 21.9 | 21.5 | 22.2 | 22.6 |
| | 2H | 19.3 | 20.2 | 19.6 | 20.5 | 20.8 | 19.3 | 20.2 | 19.6 | 20.5 | 20.8 |
| | 3H | 20.7 | 21.5 | 21.1 | 21.8 | 22.2 | 20.7 | 21.5 | 21.1 | 21.8 | 22.2 |
| | 4H | 21.4 | 22.1 | 21.8 | 22.5 | 22.8 | 21.4 | 22.1 | 21.8 | 22.5 | 22.8 |
| | 6H | 21.9 | 22.5 | 22.3 | 22.9 | 23.3 | 21.9 | 22.5 | 22.3 | 22.9 | 23.3 |
| 8H | 8H | 22.1 | 22.6 | 22.5 | 23.0 | 23.4 | 22.1 | 22.6 | 22.5 | 23.0 | 23.4 |
| | 12H | 22.1 | 22.6 | 22.6 | 23.0 | 23.5 | 22.1 | 22.6 | 22.6 | 23.0 | 23.5 |
| | 4H | 21.7 | 22.2 | 22.1 | 22.6 | 23.0 | 21.7 | 22.2 | 22.1 | 22.6 | 23.0 |
| 12H | 6H | 22.3 | 22.7 | 22.7 | 23.1 | 23.6 | 22.3 | 22.7 | 22.7 | 23.1 | 23.6 |
| | 8H | 22.5 | 22.9 | 22.9 | 23.3 | 23.8 | 22.5 | 22.9 | 22.9 | 23.3 | 23.8 |
| | 12H | 22.6 | 22.9 | 23.1 | 23.4 | 23.9 | 22.6 | 22.9 | 23.1 | 23.4 | 23.9 |
| Variation of the observer position for the luminaire distances S | | | | | | | | | | | |
| S = 1.0H | +0.5 / -0.6 | | | | | +0.5 / -0.6 | | | | | |
| S = 1.5H | +0.8 / -0.9 | | | | | +0.8 / -0.9 | | | | | |
| S = 2.0H | +1.7 / -1.5 | | | | | +1.7 / -1.5 | | | | | |
| Standard table | BK03 | | | | | BK03 | | | | | |
| Correction Summand | 1.7 | | | | | 1.7 | | | | | |
| Corrected Glare Indices referring to 2300lm Total Luminous Flux | | | | | | | | | | | |