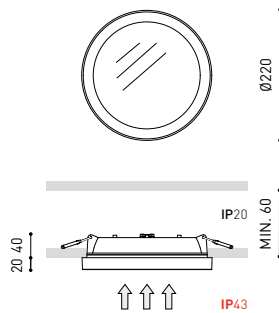




DIMENSIONS



AWARDS

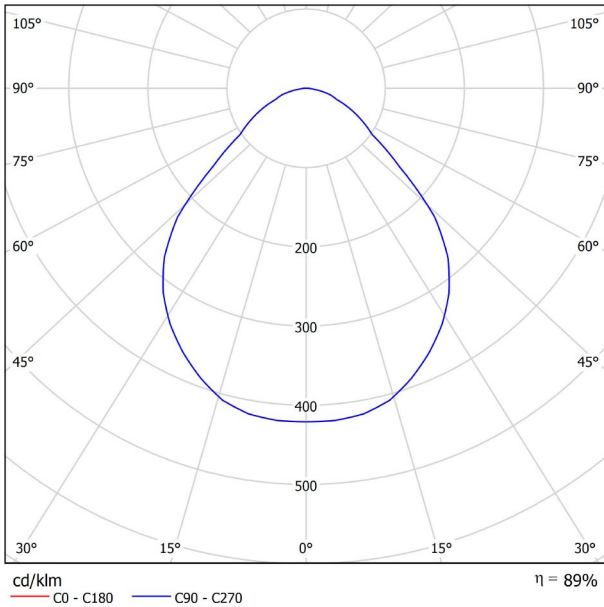


Name	STRAM PRISMATIC 4 DIM PUSH 3000K WT
Reference	A1980421WT
Color	Textured white
RAL	9016
Category	CEILING RECESSED
<b>PRODUCT</b>	
<b>LIGHTING INFORMATION</b>	
Light source	LED
Gross luminous flux	4050 Lm
Power	27 W
Power values of the system	30,68 W
Colour temperature	3000 K
Colour Rendering Index	CRI>90
Chromatic stability	Mac Adam Step 2
Light beam angle	93°
Unified Glare Rating	UGR<19
Lighting efficiency	89%
Efficacy	155 Lm/W
Current intensity	700 mA
Dimming	Push
Control through bluetooth	Please Consult
Driver	Included - Connected
Emergency power supply	Please Consult
Electrical insulation class	□
Voltage	220 V/240 V
Frequency	50/60 Hz
Energy efficiency	A++
LED lifespan	L80B10 (Tc=80°C) >60.000h
<b>OTHER DATA</b>	
Ingress Protection	IP43/54** - IP 54, please consult
Impact resistance	IK07
Recess measurements	Ø205 mm.
Weight	1090 g.
Packaged weight	1255,1 g.
Packaging dimensions	332 x 245 x 84 mm.
Units per package	1
Materials	Aluminium / Polymethyl Methacrylate

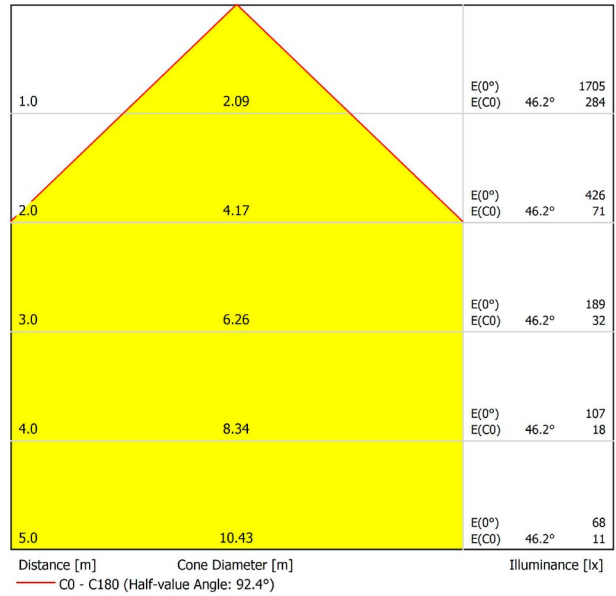


Ceiling recessed downlight, with a prominent bezel and textured finish, for general lighting functions with diffuse light. Its differentiated aesthetics provide distinction in spaces where it is fitted, considerably different to the traditional round downlight.

POLAR DIAGRAM



CONICAL DIAGRAM



UGR

Glare Evaluation According to UGR											
ρ Ceiling	70	70	50	50	30	70	70	50	50	30	
ρ Walls	50	30	50	30	30	50	30	50	30	30	
ρ Floor	20	20	20	20	20	20	20	20	20	20	
Room Size X Y	Viewing direction at right angles to lamp axis					Viewing direction parallel to lamp axis					
2H	2H	20.8	22.0	21.1	22.2	22.4	20.8	22.0	21.1	22.2	22.4
	3H	22.1	23.1	22.4	23.4	23.6	22.1	23.1	22.4	23.4	23.6
	4H	22.7	23.6	23.0	23.9	24.2	22.7	23.6	23.0	23.9	24.2
	6H	23.0	23.9	23.4	24.2	24.5	23.0	23.9	23.4	24.2	24.5
	8H	23.1	24.0	23.5	24.3	24.6	23.1	24.0	23.5	24.3	24.6
4H	12H	23.2	24.0	23.5	24.3	24.6	23.2	24.0	23.5	24.3	24.6
	2H	21.3	22.2	21.6	22.5	22.8	21.3	22.2	21.6	22.5	22.8
	3H	22.8	23.6	23.1	23.9	24.2	22.8	23.6	23.1	23.9	24.2
	4H	23.5	24.2	23.9	24.5	24.9	23.5	24.2	23.9	24.5	24.9
	6H	24.0	24.6	24.4	24.9	25.3	24.0	24.6	24.4	24.9	25.3
8H	8H	24.1	24.7	24.5	25.0	25.5	24.1	24.7	24.5	25.0	25.5
	12H	24.2	24.7	24.6	25.1	25.5	24.2	24.7	24.6	25.1	25.5
	4H	23.7	24.3	24.1	24.7	25.1	23.7	24.3	24.1	24.7	25.1
	6H	24.3	24.8	24.8	25.2	25.6	24.3	24.8	24.8	25.2	25.6
	8H	24.5	24.9	25.0	25.4	25.8	24.5	24.9	25.0	25.4	25.8
12H	12H	24.6	24.9	25.1	25.4	25.9	24.6	24.9	25.1	25.4	25.9
	4H	23.7	24.2	24.2	24.6	25.1	23.7	24.2	24.2	24.6	25.1
	6H	24.4	24.7	24.8	25.2	25.7	24.4	24.7	24.8	25.2	25.7
	8H	24.6	24.9	25.1	25.4	25.9	24.6	24.9	25.1	25.4	25.9
	Variation of the observer position for the luminaire distances S										
S = 1.0H	+0.5 / -0.6					+0.5 / -0.6					
S = 1.5H	+0.8 / -0.9					+0.8 / -0.9					
S = 2.0H	+1.7 / -1.5					+1.7 / -1.5					
Standard table	BK03					BK03					
Correction Summand	1.8					1.8					
Corrected Glare Indices referring to 4050lm Total Luminous Flux											