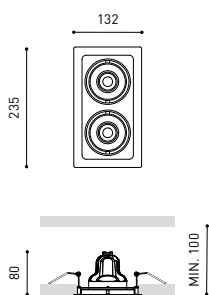




DIMENSIONS



ACCESSORIES



HIGH CHROMATIC LED

Name	TWIST DOUBLE 2 10,5W DIM TR.EDGE FLOOD 4000K WT
Reference	A2044222WT
Color	Textured white
RAL	9016
Category	CEILING RECESSED

PRODUCT

Name	TWIST DOUBLE 2 10,5W DIM TR.EDGE FLOOD 4000K WT
Reference	A2044222WT
Color	Textured white
RAL	9016
Category	CEILING RECESSED

LIGHTING INFORMATION

Light source	LED
Gross luminous flux	2 x 1340 Lm
Power	2 x 10,5 W
Power values of the system	28,00 W
Colour temperature	4000 K
Colour Rendering Index	CRI>90
Chromatic stability	Mac Adam Step 2
Light beam angle	40°
Lighting efficiency	86%
Efficacy	128 Lm/W
Current intensity	300 mA
Dimming	Phase Cut - Other DIM, please consult
Control through bluetooth	Please Consult
Driver	Included - Connected
Emergency power supply	Please Consult
Electrical insulation class	□
Voltage	220 V/240 V
Frequency	50/60 Hz
Energy efficiency	A+
LED lifespan	L80B10 (Tj=85°C) >60.000h

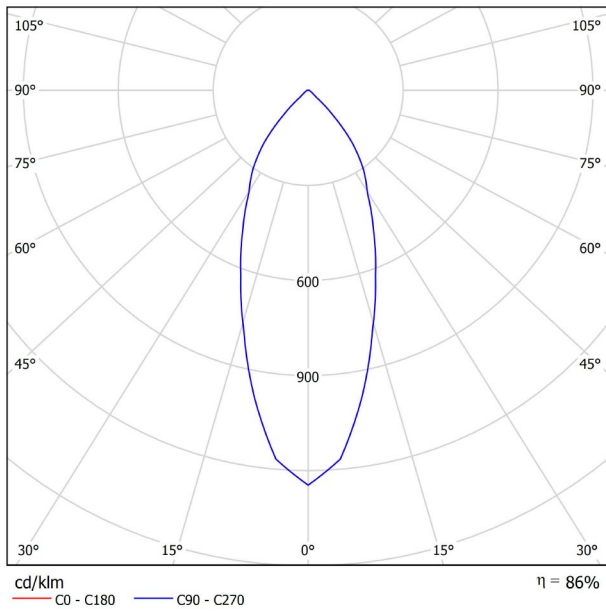
OTHER DATA

Ingress Protection	IP20
Recess measurements	119 x 219 mm.
Swivel angle	35°
Rotation angle	355°
Weight	1250 g.
Packaged weight	1449,1 g.
Packaging dimensions	251 x 154 x 154 mm.
Units per package	1
Materials	Aluminium

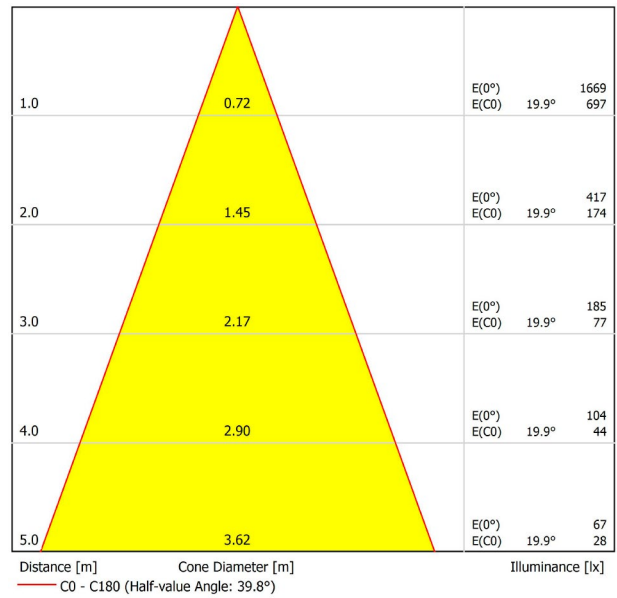


Twist is a LED luminaire, with steerable beams, with considerable yield and small format. Twist is ideal for applications that require maximum steerability and outstanding luminous flux.

POLAR DIAGRAM



CONICAL DIAGRAM



Vivid Model Colour Temperature	2700K	3000K	3500K	4000K	Light Pink
📖 Reading			•	•	
🥗 Fruits & Vegetables		•	•		
🍞 Bakery	•				
👤 Retail		•	•		
💄 Cosmetics			•	•	
🥩 Meat					•
🐟 Fish				•	
🐠 Seafood				•	•



For some of its products, Arkoslight offers the possibility to provide them with a special LED, designed to create an illumination focused on visually promoting goods or products for commercial purposes. It is a high chromaticity LED, capable of identifying the colour shades that produce a positive psychological perception of the illuminated object.

This special LED lighting source offers a much more attractive and intense colour range than a conventional LED, besides being much wider. Technically, this is possible thanks to a special LED setting that includes a «special saturation parameter», capable of highlighting the objects colours and materials in such a way that they seem more attractive within the visible light spectrum. To achieve this performance, in each case, the appropriate diode and specific phosphor coating are carefully selected.