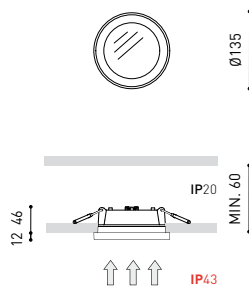




DIMENSIONS



AWARDS



| | |
|-----------|-----------------------|
| Name | STRAM MINI 2 3000K WT |
| Reference | A2360211WT |
| Color | Textured white |
| RAL | 9016 |
| Category | CEILING RECESSED |

PRODUCT

STRAM MINI 2 3000K WT
A2360211WT
Textured white
9016
CEILING RECESSED

LIGHTING INFORMATION

| | |
|-----------------------------|---------------------------|
| Light source | LED |
| Gross luminous flux | 1050 Lm |
| Power | 7 W |
| Power values of the system | 7,87 W |
| Colour temperature | 3000 K |
| Colour Rendering Index | CRI>90 |
| Chromatic stability | Mac Adam Step 2 |
| Light beam angle | 100° |
| Lighting efficiency | 80% |
| Efficacy | 157 Lm/W |
| Current intensity | 500 mA |
| Control through bluetooth | Please Consult |
| Driver | Included - Connected |
| Emergency power supply | Please Consult |
| Electrical insulation class | <input type="checkbox"/> |
| Voltage | 220 V/240 V |
| Frequency | 50/60 Hz |
| Energy efficiency | A++ |
| LED lifespan | L80B10 (Tc=80°C) >60.000h |

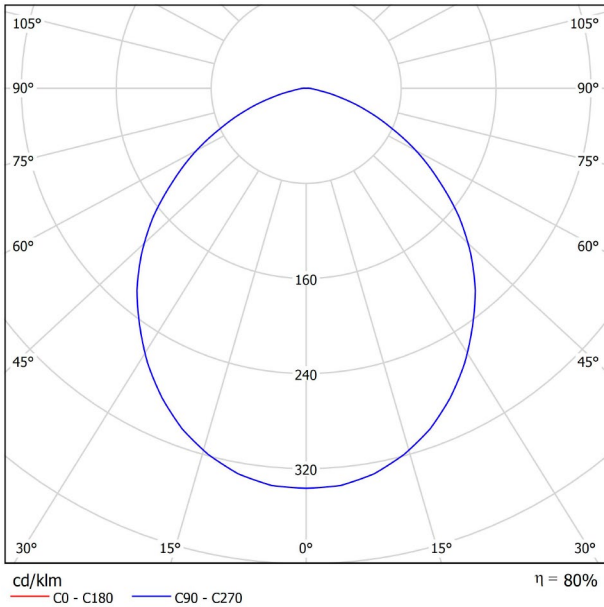
OTHER DATA

| | |
|----------------------|-------------------------------------|
| Ingress Protection | IP43 |
| Impact resistance | IK07 |
| Recess measurements | Ø122 mm. |
| Weight | 650 g. |
| Packaged weight | 795,1 g. |
| Packaging dimensions | 203 × 249 × 72 mm. |
| Units per package | 1 |
| Materials | Aluminium / Polymethyl Methacrylate |

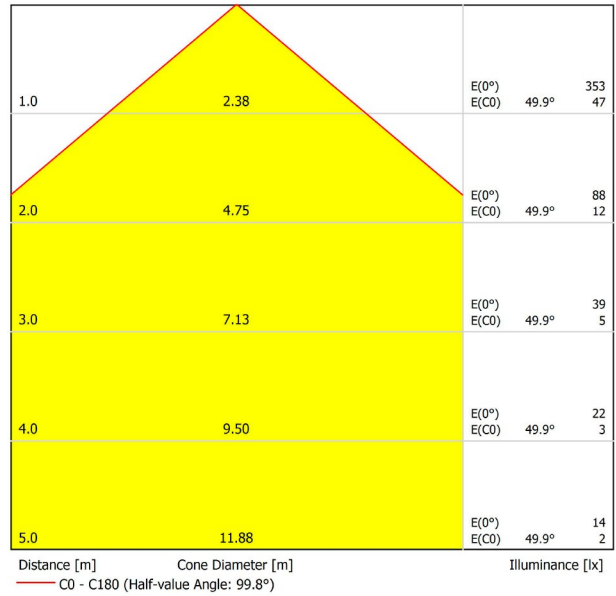


Ceiling recessed downlight, with a prominent bezel and textured finish, for general lighting functions with diffuse light. Its differentiated aesthetics provide distinction in spaces where it is fitted, considerably different to the traditional round downlight.

POLAR DIAGRAM



CONICAL DIAGRAM



UGR

| Glare Evaluation According to UGR | | | | | | | | | | | |
|--|-------------|--|------|------|------|-------------|---|------|------|------|------|
| ρ Ceiling | 70 | 70 | 50 | 50 | 30 | 70 | 70 | 50 | 50 | 30 | 30 |
| ρ Walls | 50 | 30 | 50 | 30 | 30 | 50 | 30 | 50 | 30 | 30 | 20 |
| ρ Floor | 20 | 20 | 20 | 20 | 20 | 20 | 20 | 20 | 20 | 20 | 20 |
| Room Size X Y | | Viewing direction at right angles to lamp axis | | | | | Viewing direction parallel to lamp axis | | | | |
| 2H | 2H | 24.4 | 25.6 | 24.7 | 25.8 | 26.1 | 24.4 | 25.6 | 24.7 | 25.8 | 26.1 |
| | 3H | 25.6 | 26.7 | 25.9 | 26.9 | 27.2 | 25.6 | 26.7 | 25.9 | 26.9 | 27.2 |
| | 4H | 25.9 | 26.9 | 26.2 | 27.2 | 27.5 | 25.9 | 26.9 | 26.2 | 27.2 | 27.5 |
| | 6H | 26.0 | 26.9 | 26.3 | 27.2 | 27.5 | 26.0 | 26.9 | 26.3 | 27.2 | 27.5 |
| | 8H | 26.0 | 26.9 | 26.3 | 27.2 | 27.5 | 26.0 | 26.9 | 26.3 | 27.2 | 27.5 |
| 4H | 12H | 26.0 | 26.9 | 26.4 | 27.2 | 27.5 | 26.0 | 26.9 | 26.4 | 27.2 | 27.5 |
| | 2H | 24.8 | 25.8 | 25.1 | 26.1 | 26.4 | 24.8 | 25.8 | 25.1 | 26.1 | 26.4 |
| | 3H | 26.2 | 27.0 | 26.5 | 27.4 | 27.7 | 26.2 | 27.0 | 26.5 | 27.4 | 27.7 |
| | 4H | 26.5 | 27.3 | 26.9 | 27.7 | 28.0 | 26.5 | 27.3 | 26.9 | 27.7 | 28.0 |
| | 6H | 26.7 | 27.4 | 27.1 | 27.8 | 28.1 | 26.7 | 27.4 | 27.1 | 27.8 | 28.1 |
| 8H | 8H | 26.7 | 27.3 | 27.2 | 27.7 | 28.2 | 26.7 | 27.3 | 27.2 | 27.7 | 28.2 |
| | 12H | 26.8 | 27.3 | 27.2 | 27.7 | 28.1 | 26.8 | 27.3 | 27.2 | 27.7 | 28.1 |
| | 4H | 26.7 | 27.3 | 27.1 | 27.7 | 28.1 | 26.7 | 27.3 | 27.1 | 27.7 | 28.1 |
| | 6H | 26.9 | 27.4 | 27.3 | 27.8 | 28.2 | 26.9 | 27.4 | 27.3 | 27.8 | 28.2 |
| | 8H | 26.9 | 27.4 | 27.4 | 27.8 | 28.3 | 26.9 | 27.4 | 27.4 | 27.8 | 28.3 |
| 12H | 12H | 27.0 | 27.3 | 27.5 | 27.8 | 28.3 | 27.0 | 27.3 | 27.5 | 27.8 | 28.3 |
| | 4H | 26.6 | 27.2 | 27.1 | 27.6 | 28.0 | 26.6 | 27.2 | 27.1 | 27.6 | 28.0 |
| | 6H | 26.9 | 27.3 | 27.3 | 27.7 | 28.2 | 26.9 | 27.3 | 27.3 | 27.7 | 28.2 |
| 8H | 26.9 | 27.3 | 27.4 | 27.8 | 28.3 | 26.9 | 27.3 | 27.4 | 27.8 | 28.3 | |
| Variation of the observer position for the luminaire distances S | | | | | | | | | | | |
| S = 1.0H | +0.2 / -0.3 | | | | | +0.2 / -0.3 | | | | | |
| S = 1.5H | +0.4 / -0.7 | | | | | +0.4 / -0.7 | | | | | |
| S = 2.0H | +0.9 / -1.4 | | | | | +0.9 / -1.4 | | | | | |
| Standard table | BK03 | | | | | BK03 | | | | | |
| Correction Summand | 8.5 | | | | | 8.5 | | | | | |
| Corrected Glare Indices referring to 1050lm Total Luminous Flux | | | | | | | | | | | |