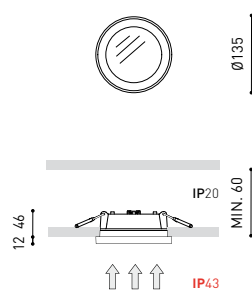




DIMENSIONS



AWARDS



Name	STRAM MINI 3 DIM PUSH 4000K WT
Reference	A2360322WT
Color	Textured white
RAL	9016
Category	CEILING RECESSED

PRODUCT

STRAM MINI 3 DIM PUSH 4000K WT
A2360322WT
Textured white
9016
CEILING RECESSED

LIGHTING INFORMATION

Light source	LED
Gross luminous flux	1400 Lm
Power	10 W
Power values of the system	11,36 W
Colour temperature	4000 K
Colour Rendering Index	CRI>90
Chromatic stability	Mac Adam Step 2
Light beam angle	100°
Lighting efficiency	80%
Efficacy	148 Lm/W
Current intensity	700 mA
Dimming	Push
Control through bluetooth	Please Consult
Driver	Included - Connected
Emergency power supply	Please Consult
Electrical insulation class	<input type="checkbox"/>
Voltage	220 V/240 V
Frequency	50/60 Hz
Energy efficiency	A+
LED lifespan	L80B10 (Tc=80°C) >60.000h

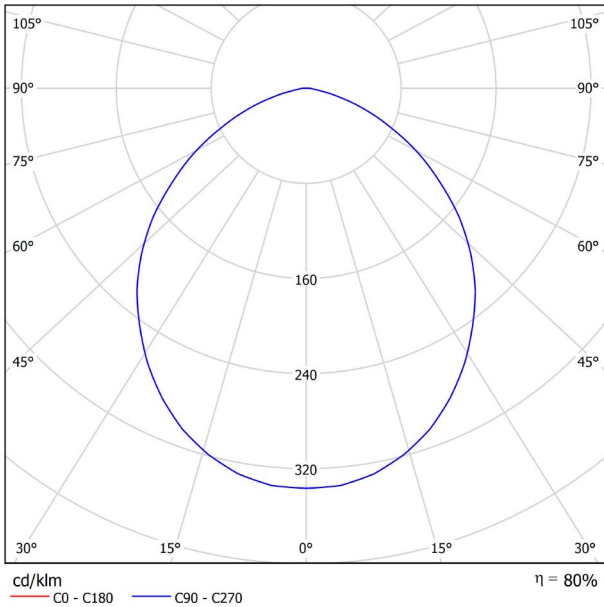
OTHER DATA

Ingress Protection	IP43
Impact resistance	IK07
Recess measurements	Ø122 mm.
Weight	650 g.
Packaged weight	795,1 g.
Packaging dimensions	203 × 249 × 72 mm.
Units per package	1
Materials	Aluminium / Polymethyl Methacrylate

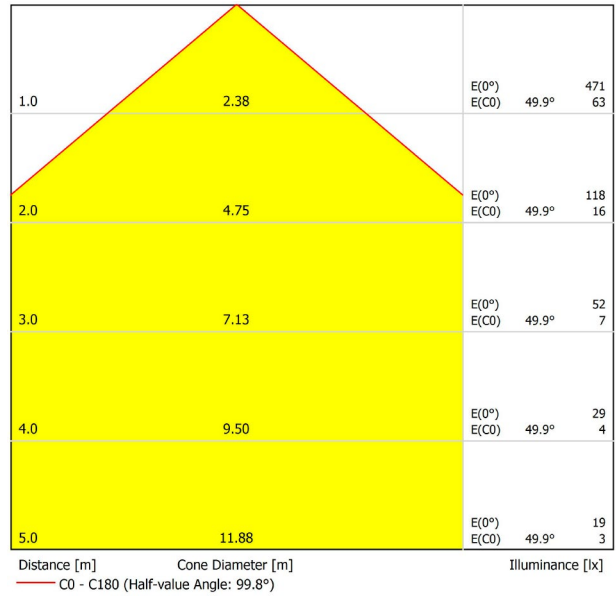


Ceiling recessed downlight, with a prominent bezel and textured finish, for general lighting functions with diffuse light. Its differentiated aesthetics provide distinction in spaces where it is fitted, considerably different to the traditional round downlight.

POLAR DIAGRAM



CONICAL DIAGRAM



UGR

Glare Evaluation According to UGR											
ρ Ceiling	70	70	50	50	30	70	70	50	50	30	
ρ Walls	50	30	50	30	30	50	30	50	30	30	
ρ Floor	20	20	20	20	20	20	20	20	20	20	
Room Size X Y		Viewing direction at right angles to lamp axis					Viewing direction parallel to lamp axis				
2H	2H	25.4	26.6	25.7	26.8	27.1	25.4	26.6	25.7	26.8	27.1
	3H	26.6	27.7	26.9	27.9	28.2	26.6	27.7	26.9	27.9	28.2
	4H	26.9	27.9	27.2	28.2	28.5	26.9	27.9	27.2	28.2	28.5
	6H	27.0	27.9	27.3	28.2	28.5	27.0	27.9	27.3	28.2	28.5
	8H	27.0	27.9	27.3	28.2	28.5	27.0	27.9	27.3	28.2	28.5
4H	12H	27.0	27.9	27.4	28.2	28.5	27.0	27.9	27.4	28.2	28.5
	2H	25.8	26.8	26.1	27.1	27.4	25.8	26.8	26.1	27.1	27.4
	3H	27.2	28.0	27.5	28.4	28.7	27.2	28.0	27.5	28.4	28.7
	4H	27.5	28.3	27.9	28.7	29.0	27.5	28.3	27.9	28.7	29.0
	6H	27.7	28.4	28.1	28.8	29.1	27.7	28.4	28.1	28.8	29.1
8H	8H	27.7	28.3	28.2	28.7	29.2	27.7	28.3	28.2	28.7	29.2
	12H	27.8	28.3	28.2	28.7	29.1	27.8	28.3	28.2	28.7	29.1
	4H	27.7	28.3	28.1	28.7	29.1	27.7	28.3	28.1	28.7	29.1
	6H	27.9	28.4	28.3	28.8	29.2	27.9	28.4	28.3	28.8	29.2
	8H	27.9	28.4	28.4	28.8	29.3	27.9	28.4	28.4	28.8	29.3
12H	12H	28.0	28.3	28.5	28.8	29.3	28.0	28.3	28.5	28.8	29.3
	4H	27.6	28.2	28.1	28.6	29.0	27.6	28.2	28.1	28.6	29.0
	6H	27.9	28.3	28.3	28.7	29.2	27.9	28.3	28.3	28.7	29.2
8H	27.9	28.3	28.4	28.8	29.3	27.9	28.3	28.4	28.8	29.3	
Variation of the observer position for the luminaire distances S											
S = 1.0H	+0.2 / -0.3					+0.2 / -0.3					
S = 1.5H	+0.4 / -0.7					+0.4 / -0.7					
S = 2.0H	+0.9 / -1.4					+0.9 / -1.4					
Standard table	BK03					BK03					
Correction Summand	8.5					8.5					
Corrected Glare Indices referring to 1400lm Total Luminous Flux											