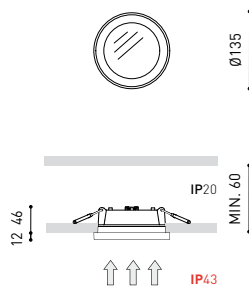




DIMENSIONS



AWARDS

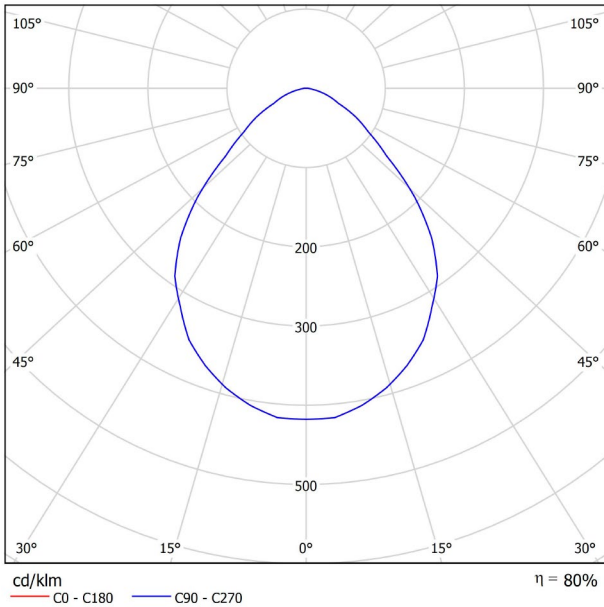


Name	STRAM MINI PRISMATIC 2 DIM PUSH 3000K WT
Reference	A2370221WT
Color	Textured white
RAL	9016
Category	CEILING RECESSED
PRODUCT	
LIGHTING INFORMATION	
Light source	LED
Gross luminous flux	1050 Lm
Power	7 W
Power values of the system	7,95 W
Colour temperature	3000 K
Colour Rendering Index	CRI>90
Chromatic stability	Mac Adam Step 2
Light beam angle	87°
Lighting efficiency	80%
Efficacy	157 Lm/W
Current intensity	500 mA
Dimming	Push
Control through bluetooth	Please Consult
Driver	Included - Connected
Emergency power supply	Please Consult
Electrical insulation class	<input type="checkbox"/>
Voltage	220 V/240 V
Frequency	50/60 Hz
Energy efficiency	A+
LED lifespan	L80B10 (Tc=80°C) >60.000h
OTHER DATA	
Ingress Protection	IP43/54** - IP 54, please consult
Impact resistance	IK07
Recess measurements	Ø122 mm.
Weight	650 g.
Packaged weight	795,1 g.
Packaging dimensions	203 x 249 x 72 mm.
Units per package	1
Materials	Aluminium / Polymethyl Methacrylate

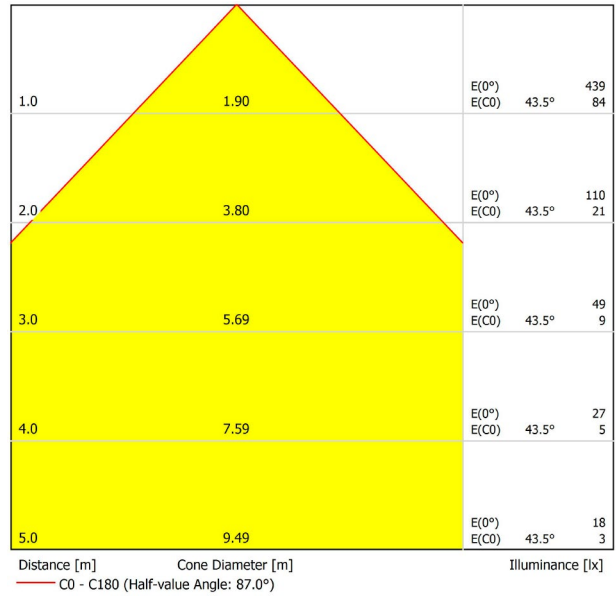


Ceiling recessed downlight, with a prominent bezel and textured finish, for general lighting functions with diffuse light. Its differentiated aesthetics provide distinction in spaces where it is fitted, considerably different to the traditional round downlight.

POLAR DIAGRAM



CONICAL DIAGRAM



UGR

Glare Evaluation According to UGR											
ρ Ceiling	70	70	50	50	30	70	70	50	50	30	
ρ Walls	50	30	50	30	30	50	30	50	30	30	
ρ Floor	20	20	20	20	20	20	20	20	20	20	
Room Size X Y		Viewing direction at right angles to lamp axis					Viewing direction parallel to lamp axis				
2H	2H	21.8	22.9	22.0	23.1	23.3	21.8	22.9	22.0	23.1	23.3
	3H	22.7	23.7	23.0	23.9	24.2	22.7	23.7	23.0	23.9	24.2
	4H	23.0	23.9	23.3	24.2	24.5	23.0	23.9	23.3	24.2	24.5
	6H	23.2	24.0	23.5	24.3	24.6	23.2	24.0	23.5	24.3	24.6
	8H	23.2	24.0	23.5	24.3	24.6	23.2	24.0	23.5	24.3	24.6
4H	12H	23.2	24.0	23.6	24.3	24.6	23.2	24.0	23.6	24.3	24.6
	2H	22.0	22.9	22.3	23.2	23.5	22.0	22.9	22.3	23.2	23.5
	3H	23.1	23.9	23.5	24.2	24.6	23.1	23.9	23.5	24.2	24.6
	4H	23.6	24.2	24.0	24.6	25.0	23.6	24.2	24.0	24.6	25.0
	6H	23.8	24.4	24.2	24.8	25.2	23.8	24.4	24.2	24.8	25.2
8H	8H	23.9	24.4	24.3	24.8	25.2	23.9	24.4	24.3	24.8	25.2
	12H	23.9	24.4	24.3	24.8	25.2	23.9	24.4	24.3	24.8	25.2
	4H	23.7	24.2	24.1	24.6	25.0	23.7	24.2	24.1	24.6	25.0
	6H	24.0	24.4	24.5	24.9	25.3	24.0	24.4	24.5	24.9	25.3
	8H	24.1	24.5	24.6	24.9	25.4	24.1	24.5	24.6	24.9	25.4
12H	12H	24.2	24.5	24.7	25.0	25.5	24.2	24.5	24.7	25.0	25.5
	4H	23.7	24.2	24.1	24.6	25.0	23.7	24.2	24.1	24.6	25.0
	6H	24.0	24.4	24.5	24.8	25.3	24.0	24.4	24.5	24.8	25.3
8H	24.1	24.4	24.6	24.9	25.4	24.1	24.4	24.6	24.9	25.4	
Variation of the observer position for the luminaire distances S											
S = 1.0H	+0.5 / -0.7					+0.5 / -0.7					
S = 1.5H	+1.0 / -1.4					+1.0 / -1.4					
S = 2.0H	+2.1 / -2.2					+2.1 / -2.2					
Standard table	BK03					BK03					
Correction Summand	6.4					6.4					
Corrected Glare Indices referring to 1050lm Total Luminous Flux											