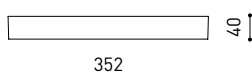
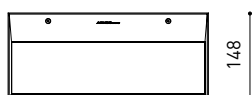




DIMENSIONS

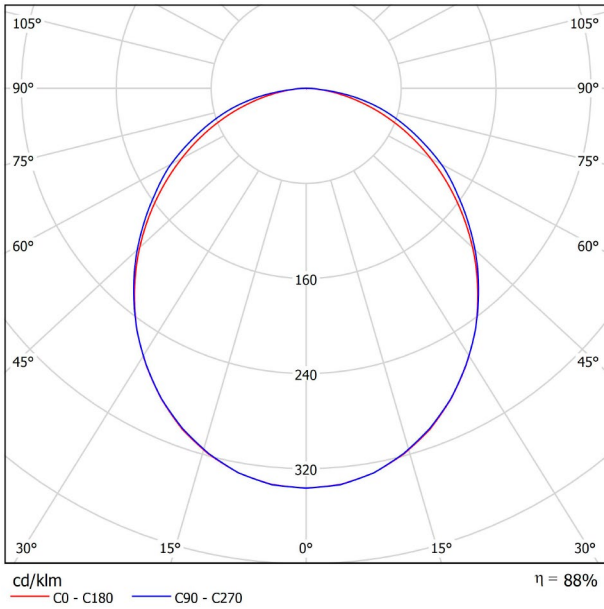


Name	REC DIM 4000K NT
Reference	A2560022NT
Color	Textured black
RAL	9005
Category	WALL & FLOOR LIGHTS
PRODUCT	
Light source	LED
Gross luminous flux	5725 Lm
Power	39,5 W
Power values of the system	42,93 W
Colour temperature	4000 K
Colour Rendering Index	CRI>90
Chromatic stability	Mac Adam Step 2
Lighting efficiency	85%
Efficacy	145 Lm/W
Current intensity	400 mA
Dimming	DALI / Push
Control through bluetooth	Please Consult
Driver	Included
Electrical insulation class	⊕
Voltage	220 V/240 V
Frequency	50/60 Hz
Energy efficiency	A+
LED lifespan	L80B10 (Tc=80°C) >60.000h
LIGHTING INFORMATION	
Ingress Protection	IP20
Weight	1830 g.
Packaged weight	1983,8 g.
Packaging dimensions	384 × 180 × 44 mm.
Units per package	1
Materials	Aluminium / Polymethyl Methacrylate
OTHER DATA	



Rec is a LED appliance that is especially ideal to carry out indirect lighting functions. This is a luminaire that perfectly fits into projects that prioritise the comfort given by indirect lighting but also require a high volume of light. Formally, Rec is expressed in a slender cuboid with pure lines and a minimalist design.

POLAR DIAGRAM



CONICAL DIAGRAM

