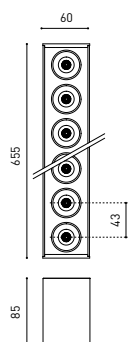




## DIMENSIONS



## AWARDS



INTERIOR DESIGN

Name	BLACK FOSTER SURF 15 38° DIM DALI 2700K WT
Reference	A3206020WT
Color	Textured white
RAL	9016
Category	SURFACE

## PRODUCT

Light source	LED
Gross luminous flux	2850 Lm
Power	31,5 W
Power values of the system	34,62 W
Colour temperature	2700 K
Colour Rendering Index	CRI>90
Chromatic stability	MacAdam Step 3
Light beam angle	38°
Lighting efficiency	90%
Efficacy	90 Lm/W
Current intensity	700 mA
Dimming	DALI
Control through bluetooth	Please Consult
Driver	Included
Electrical insulation class	<input type="checkbox"/>
Voltage	220 V/240 V
Frequency	50/60 Hz
Energy efficiency	A
LED lifespan	L80B10 (Tc=85°C) >60.000h

## LIGHTING INFORMATION

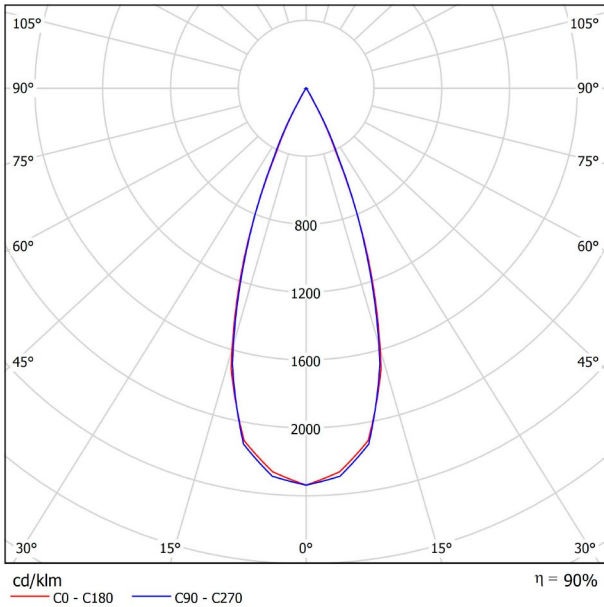
Ingress Protection	IP20
Weight	1950 g.
Packaged weight	2800 g.
Packaging dimensions	D128 × 480 mm
Units per package	1
Materials	Aluminium / Acrylonitrile Butadiene Styrene / Polycarbonate

## OTHER DATA

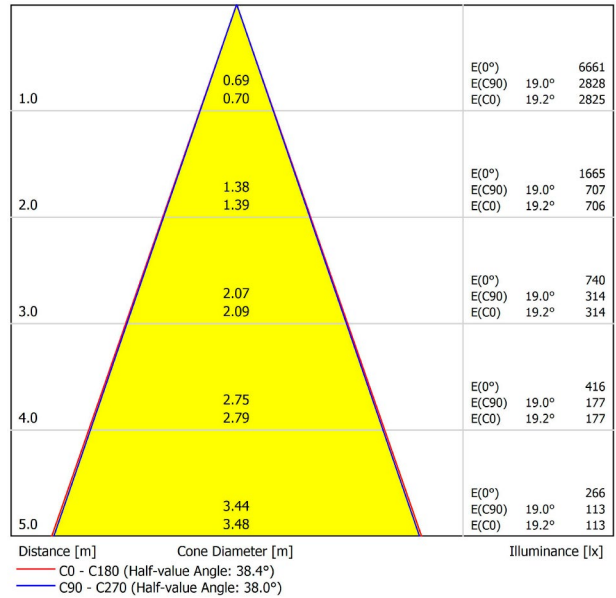


Black Foster Surface is the product that transfers the claimed effect "The Invisible Black" to a linear system in surface application. Black Foster has a very discrete presence in the interior design due to its reduced dimensions and its extremely low glare helping the piece not to gain much prominence.

POLAR DIAGRAM



CONICAL DIAGRAM



UGR

Glare Evaluation According to UGR											
ρ Ceiling	70	70	50	50	30	70	70	50	50	30	
ρ Walls	50	30	50	30	30	50	30	50	30	30	
ρ Floor	20	20	20	20	20	20	20	20	20	20	
Room Size X Y		Viewing direction at right angles to lamp axis					Viewing direction parallel to lamp axis				
2H	2H	-13.9	-13.3	-13.7	-13.1	-12.9	-14.8	-14.1	-14.5	-13.9	-13.7
	3H	-7.6	-7.0	-7.3	-6.8	-6.6	-7.5	-6.9	-7.2	-6.7	-6.4
	4H	-4.1	-3.6	-3.8	-3.3	-3.1	-3.5	-3.0	-3.2	-2.7	-2.5
	6H	-0.5	0.0	-0.2	0.3	0.6	-0.1	0.4	0.2	0.7	1.0
	8H	1.4	1.9	1.7	2.2	2.4	1.7	2.2	2.0	2.5	2.8
12H	3.4	3.8	3.7	4.1	4.4	3.7	4.2	4.1	4.5	4.8	
4H	2H	-11.4	-10.8	-11.1	-10.6	-10.3	-11.7	-11.2	-11.4	-10.9	-10.7
	3H	-5.4	-4.9	-5.0	-4.6	-4.3	-5.2	-4.7	-4.9	-4.4	-4.1
	4H	-2.0	-1.6	-1.6	-1.2	-0.9	-1.5	-1.1	-1.1	-0.8	-0.4
	6H	1.6	1.9	2.0	2.3	2.7	1.9	2.2	2.3	2.6	3.0
	8H	3.5	3.8	3.9	4.1	4.5	3.7	4.0	4.2	4.4	4.8
12H	5.5	5.7	5.9	6.1	6.6	5.8	6.1	6.3	6.5	6.9	
8H	4H	-0.4	-0.1	-0.0	0.2	0.6	-0.1	0.2	0.3	0.5	0.9
	6H	3.2	3.4	3.7	3.9	4.3	3.4	3.6	3.9	4.1	4.5
	8H	5.2	5.4	5.7	5.8	6.3	5.4	5.6	5.9	6.0	6.5
	12H	7.4	7.5	7.8	8.0	8.5	7.6	7.8	8.1	8.2	8.7
12H	4H	0.1	0.3	0.5	0.7	1.2	0.3	0.6	0.8	1.0	1.4
	6H	3.8	4.0	4.3	4.4	4.9	4.0	4.2	4.5	4.6	5.1
	8H	5.9	6.0	6.4	6.5	7.0	6.1	6.2	6.5	6.7	7.2
Variation of the observer position for the luminaire distances S											
S = 1.0H	+0.9 / -0.3					+1.3 / -0.4					
S = 1.5H	+1.9 / -0.6					+2.7 / -0.7					
S = 2.0H	+3.1 / -0.8					+4.2 / -1.0					
Standard table	---					---					
Correction Summand	---					---					
Corrected Glare Indices referring to 2850lm Total Luminous Flux											