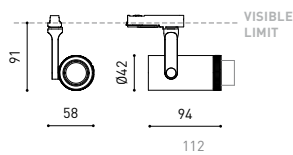




## DIMENSIONS



## ACCESSORIES



HIGH CHROMATIC LED



TRACK 1L OPTIONS

## AWARDS

PREMIO  
ADCV 2019  
ORO

Name	PLUS MINI 1L 2700K WT
Reference	A3270020WT
Color	Textured white
RAL	9016
Category	TRACKLIGHTS

## PRODUCT

Light source	LED
Gross luminous flux	480 Lm
Power	4,5 W
Power values of the system	6,34 W
Colour temperature	2700 K
Colour Rendering Index	CRI>90
Chromatic stability	Mac Adam Step 2
Light beam angle	10°-41°
Lighting efficiency	20-40%
Efficacy	107 Lm/W
Current intensity	500 mA
Driver	Included
Electrical insulation class	⊕
Voltage	220 V/240 V
Frequency	50/60 Hz
Energy efficiency	A
LED lifespan	L80B10 (Tj=85°C) >60.000h

## LIGHTING INFORMATION

Ingress Protection	IP20
Swivel angle	180°
Rotation angle	350°
Track type	Track 1L
Weight	237 g.
Packaged weight	320 g.
Packaging dimensions	199 × 162 × 63 mm.
Units per package	1
Materials	Aluminium / Optical Polymethyl Methacrylate

## OTHER DATA



Plus Mini 1L is a miniaturised spotlight for monophasic track applications which offers the possibility of expanding or concentrating the beam light with just a smooth manual gesture. This characteristic makes Plus the ideal alternative for applications where the precision within the beam of light is essential- like for example: museums, expositions, retail or accent lighting applications.

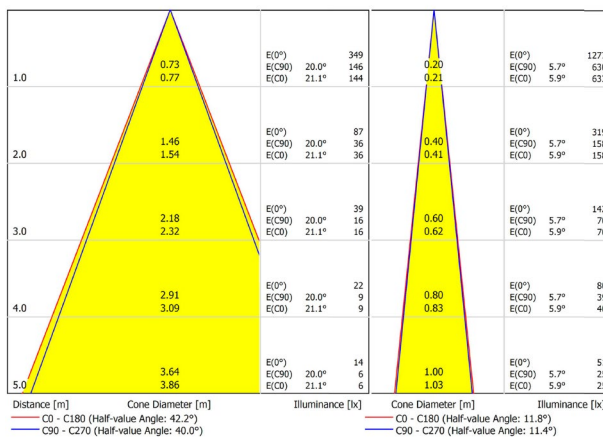
POLAR DIAGRAM



cd/klm

— C0 - C180     — C90 - C270

CONICAL DIAGRAM



Vivid Model Colour Temperature	2700K	3000K	3500K	4000K	Light Pink
📖 Reading			•	•	
🥕 Fruits & Vegetables		•	•		
🍞 Bakery	•				
👤 Retail		•	•		
💄 Cosmetics			•	•	
🥩 Meat					•
🐟 Fish				•	
🐠 Seafood				•	•



For some of its products, Arkoslight offers the possibility to provide them with a special LED, designed to create an illumination focused on visually promoting goods or products for commercial purposes. It is a high chromaticity LED, capable of identifying the colour shades that produce a positive psychological perception of the illuminated object.

This special LED lighting source offers a much more attractive and intense colour range than a conventional LED, besides being much wider. Technically, this is possible thanks to a special LED setting that includes a «special saturation parameter», capable of highlighting the objects colours and materials in such a way that they seem more attractive within the visible light spectrum. To achieve this performance, in each case, the appropriate diode and specific phosphor coating are carefully selected.

SURFACE & SUSPENDED



TRACK 1L 1m	A264-01-00-   B   N
TRACK 1L 2m	A264-02-00-   B   N
TRACK 1L 3m	A264-03-00-   B   N



POLARITY GROOVE



<b>TRACK 1L Live-End Connector</b>
A264-00-01-   B   N
A264-00-02-   B   N



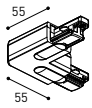
<b>TRACK 1L Contact Joint</b>
A264-00-04-   B   N



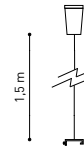
<b>TRACK 1L Central Connector</b>
A264-00-03-   B   N



<b>TRACK 1L End</b>
A264-00-13-   B   N



<b>TRACK 1L 90° Angle</b>
A264-00-06-   B   N
A264-00-07-   B   N



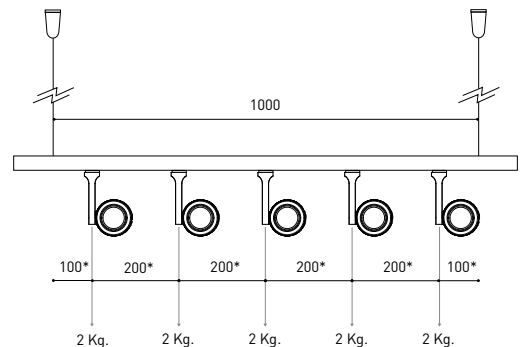
<b>TRACK 1L Suspension Kit</b>
A264-00-14-   WT   NT
At least 2 units needed



<b>TRACK 1L Corner connector</b>
A264-00-15-   B   N



<b>TRACK 1L T-Joint</b>
A264-00-16-   B   N
A264-00-17-   B   N



\*minimum distance (mm.)

COLOUR | B □ RAL 9016 | N ■ RAL 9005 | WT □ RAL 9016 | NT ■ RAL 9005 |

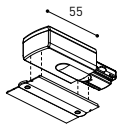
FLUSH MOUNTING



TRACK 1L FLUSH 1m	A264-11-00-   B   N
TRACK 1L FLUSH 2m	A264-12-00-   B   N
TRACK 1L FLUSH 3m	A264-13-00-   B   N



POLARITY GROOVE



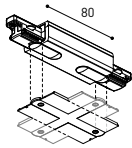
TRACK 1L FLUSH Live-End Connector

A264-00-01-   B   N
A264-00-02-   B   N

TRACK 1L FLUSH Cover Plate

A264-10-19-   B   N
---------------------

Mandatory for installation



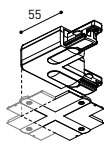
TRACK 1L FLUSH Central Connector

A264-00-03-   B   N
---------------------

TRACK 1L FLUSH Corner Cover Plate

A264-10-20-   B   N
---------------------

Mandatory for installation



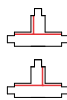
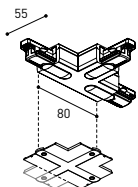
TRACK 1L FLUSH 90° Angle

A264-00-06-   B   N
A264-00-07-   B   N

TRACK 1L FLUSH Corner Cover Plate

A264-10-20-   B   N
---------------------

Mandatory for installation



TRACK 1L FLUSH T-Joint

A264-00-16-   B   N
A264-00-17-   B   N

TRACK 1L FLUSH Corner Cover Plate

A264-10-20-   B   N
---------------------

Mandatory for installation



TRACK 1L Contact Joint

A264-00-04-   B   N
---------------------



TRACK 1L End

A264-00-13-   B   N
---------------------



TRACK 1L FLUSH Suspension Kit

A264-10-15
------------



\*minimum distance [mm.]

COLOUR | B □ RAL 9016 | N ■ RAL 9005 |