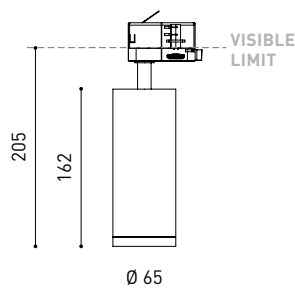




## DIMENSIONS



## ACCESSORIES

ANTI-GLARE HONEYCOMB  
LOUVER

TRACK 3L OPTIONS

## PRODUCT

Name	FIT 65 26° 3000K WT
Reference	A3560121WT
Color	Textured white
RAL	9016
Category	TRACKLIGHTS

## LIGHTING INFORMATION

Light source	LED
Gross luminous flux	1300 Lm
Power	10,3 W
Power values of the system	12,12 W
Colour temperature	3000 K
Colour Rendering Index	CRI>90
Chromatic stability	Mac Adam Step 2
Light beam angle	26°
Lighting efficiency	88%
Efficacy	126 Lm/W
Current intensity	300 mA
Control through bluetooth	Please Consult
Driver	Included
Electrical insulation class	⊕
Voltage	220 V/240 V
Frequency	50/60 Hz
Energy efficiency	A+
LED lifespan	L80B10 (Tj=85°C) >60.000h

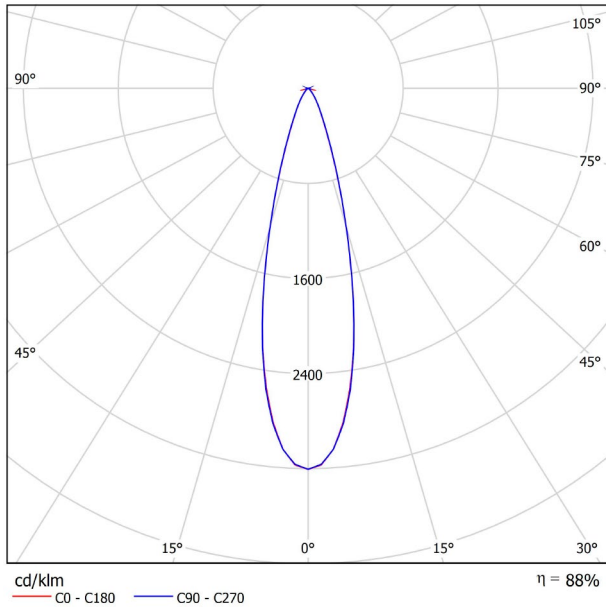
## OTHER DATA

Ingress Protection	IP20
Swivel angle	90°
Rotation angle	360°
Track type	Track 3L+N
Weight	610 g.
Packaged weight	740 g.
Packaging dimensions	325 × 135 × 96 mm.
Units per package	1
Materials	Aluminium / Polycarbonate

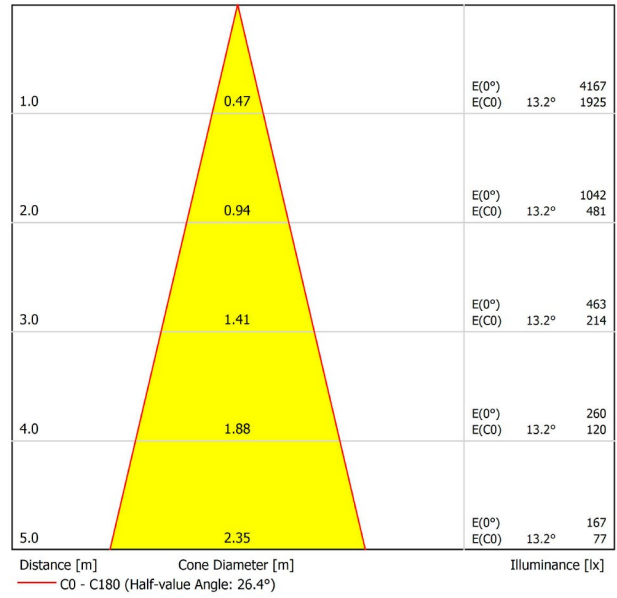


Fit, is a spotlight for triphasic track applications available in two versions (ø80 and ø65). Cylindrical geometry and essential forms, it stands out for its minimalistic looking and its functionality as it can be orientated in any direction. The black perimeter around its mouth and its honeycomb accessory, highlights its anti-glare vocation.

POLAR DIAGRAM



CONICAL DIAGRAM





	PRODUCT
Model	Anti-glare Honeycomb Louver
Reference	A356-00-00
Category	Accessories

NOT SOLD SEPARATELY.



Accessory made up of louvre in the shape of a honeycomb panel to reduce glare and the effects of direct rays of vision.

TRACK 3L+N SURFACE & SUSPENDED



TRACK 3L 1m	A282-01-00-   B   N
TRACK 3L 2m	A282-02-00-   B   N
TRACK 3L 3m	A282-03-00-   B   N



TRACK 3L+N FLUSH MOUNTING\*



TRACK 3L FLUSH 1m	A282-11-00-   B   N
TRACK 3L FLUSH 2m	A282-12-00-   B   N
TRACK 3L FLUSH 3m	A282-13-00-   B   N



WEIGHT BEAR CAPACITY

Distancia de fijación y capacidad de carga.  
Distancia fijación recomendada l- 1000 mm.

Fastening distance and loading capacity.  
Recommended fastening distance l- 1000 mm.

Distance de fixation et capacité de charge.  
Distance de fixation recommandée l- 1000 mm.

Distanza di installazione e capacità di carico.  
Distanza consigliata di fissazione l- 1000 mm.

Befestigungsabstand und Belastbarkeit.  
Empfohlener Abstand l- 1000 mm.



\*minimum distance (mm.)

ACCESSORIES

FIT MODEL: ACCESSORIES ONLY IN BLACK FINISH  
SIX MODEL: ACCESSORIES NOT AVAILABLE

TRACKLIGHT Surface Adapter

0000-55-43-   W
0000-55-39-   N



TRACKLIGHT Recessed Adapter

0000-55-44-   W
0000-55-40-   N



COLOUR | B □ RAL 9016 | N ■ RAL 9005 |

Calle N · Pol. Ind. EL OLIVERAL  
46394 Ribarroja del Turia · Valencia (Spain)  
Tel. +34 961 667 207 · Fax +34 961 667 054  
info@arkoslight.com · www.arkoslight.com



## SURFACE & SUSPENDED

## FLUSH MOUNTING



POLARITY GROOVE



**TRACK 3L Live-End Connector**

A282-00-01- | B | N |

A282-00-02- | B | N |



**TRACK 3L Central Connector**

A282-00-03- | B | N |



**TRACK 3L Ceiling Kit**

A219-21-06- | B | N |



**TRACK 3L Universal Angle**

A282-00-15- | B | N |



**TRACK 3L 90° Angle**

A282-00-06- | B | N |

A282-00-07- | B | N |



**TRACK 3L T Joint**

A282-00-16- | B | N |

A282-00-17- | B | N |



**TRACK 3L Mechanical Joint**

A219-21-11- | B | N |



**TRACK 3L Suspension Kit**

A219-21-10- | B | N |

At least 2 units needed



POLARITY GROOVE



**TRACK 3L Live-End Connector**

A282-00-01- | B | N |

A282-00-02- | B | N |

**TRACK 3L FLUSH Cover Plate**

A282-10-19- | B | N |

Mandatory for installation



**TRACK 3L Central Connector**

A282-00-03- | B | N |

**TRACK 3L FLUSH Cover Plate**

A282-10-19- | B | N |

Mandatory for installation



**TRACK 3L FLUSH Ceiling Kit**

A219-22-06- | B |



**TRACK 3L 90° Angle**

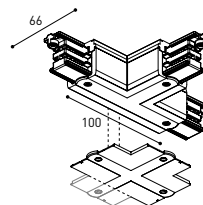
A282-00-06- | B | N |

A282-00-07- | B | N |

**TRACK 3L FLUSH Corner Cover Plate**

A282-10-20- | B | N |

Mandatory for installation



**TRACK 3L T Joint**

A282-00-16- | B | N |

A282-00-17- | B | N |

**TRACK 3L FLUSH Corner Cover Plate**

A282-10-20- | B | N |

Mandatory for installation

## SURFACE & SUSP. / FLUSH MOUNTING



**TRACK Contact Joint**

A282-00-04- | B | N |



**TRACK End**

A219-20-02- | B | N |



**TRACK Bending Tool**

A282-00-00

For tracks its length has been modified

COLOUR | B □ RAL 9016 | N ■ RAL 9005 |