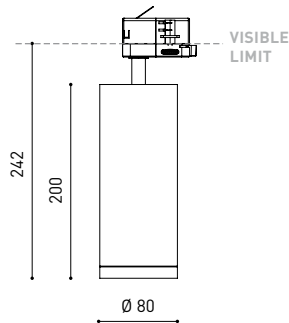




DIMENSIONS



ACCESSORIES



ANTI-GLARE HONEYCOMB LOUVER



TRACK 3L OPTIONS

PRODUCT

| | |
|-----------|------------------------------|
| Name | FIT 80 DIM DALI 28° 4000K NT |
| Reference | A3570222NT |
| Color | Textured black |
| RAL | 9005 |
| Category | TRACKLIGHTS |

LIGHTING INFORMATION

| | |
|-----------------------------|---------------------------|
| Light source | LED |
| Gross luminous flux | 2540 Lm |
| Power | 19 W |
| Power values of the system | 21,11 W |
| Colour temperature | 4000 K |
| Colour Rendering Index | CRI>90 |
| Chromatic stability | Mac Adam Step 2 |
| Light beam angle | 28° |
| Lighting efficiency | 84% |
| Efficacy | 134 Lm/W |
| Current intensity | 550 mA |
| Dimming | DALI |
| Control through bluetooth | Please Consult |
| Driver | Included |
| Electrical insulation class | ⊕ |
| Voltage | 220 V/240 V |
| Frequency | 50/60 Hz |
| Energy efficiency | A+ |
| LED lifespan | L80B10 (Tj=85°C) >60.000h |

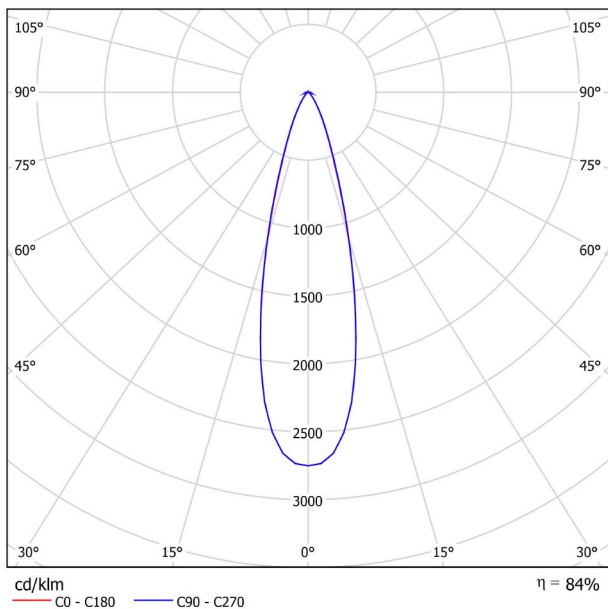
OTHER DATA

| | |
|----------------------|---------------------------|
| Ingress Protection | IP20 |
| Swivel angle | 90° |
| Rotation angle | 360° |
| Track type | Track 3L+N Dimmable |
| Weight | 1030 g. |
| Packaged weight | 1160 g. |
| Packaging dimensions | 325 x 135 x 96 mm. |
| Units per package | 1 |
| Materials | Aluminium / Polycarbonate |

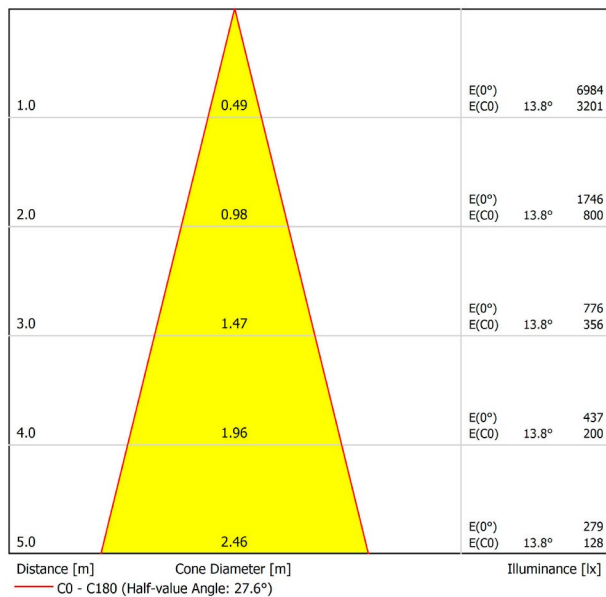


Fit, is a spotlight for triphasic track applicatios available in two versions (ø80 and ø65). Cylindrical geometry and essential forms, it stands out for its minimalistic looking and its functionality as it can be orientated in any direction. The black perimeter around its mouth and its honeycomb accesory, highlights its anti-glare vocation.

POLAR DIAGRAM



CONICAL DIAGRAM





| | PRODUCT |
|-----------|-----------------------------|
| Model | Anti-glare Honeycomb Louver |
| Reference | A357-00-00 |
| Category | Accessories |

NOT SOLD SEPARATELY.



Accessory made up of louver in the shape of a honeycomb panel to reduce glare and the effects of direct rays of vision.

TRACK 3L+N SURFACE & SUSPENDED



| | | | |
|-------------|-------------|---|---|
| TRACK 3L 1M | A219-21-01- | B | N |
| TRACK 3L 2M | A219-21-02- | B | N |
| TRACK 3L 3M | A219-21-03- | B | N |



TRACK 3L+N FLUSH MOUNTING



| | | | |
|-------------------|-------------|---|---|
| TRACK 3L FLUSH 1M | A219-22-01- | B | N |
| TRACK 3L FLUSH 2M | A219-22-02- | B | N |
| TRACK 3L FLUSH 3M | A219-22-03- | B | N |



WEIGHT BEAR CAPACITY

Distancia de fijación y capacidad de carga.
Distancia de fijación recomendada l- 1000mm.

Fastening distance and loading capacity.
Recommended fastening distance l- 1000mm.

Distance de fixation et capacité de charge.
Distance de fixation recommandée l- 1000mm.

Distanza di installazione e capacità di carico.
Distanza consigliata di fissazione l- 1000mm.

Befestigungsabstand und Belastbarkeit.
Empfohlener Abstand l- 1000mm.

COLOUR | B □ RAL 9016 | N ■ RAL 9005 |

SURFACE & SUSPENDED

FLUSH MOUNTING



POLARITY GROOVE



TRACK 3L Live-End Connector

A219-21-04- | B | N |

A219-21-12- | B | N |



TRACK 3L Central Connector

A219-21-05- | B | N |



TRACK 3L Ceiling Kit

A219-21-06- | B | N |



TRACK 3L Universal Angle

A219-21-07- | B | N |



TRACK 3L 90° Angle

A219-21-08- | B | N |

A219-21-13- | B | N |



TRACK 3L T Joint

A219-21-09- | B | N |

A219-21-14- | B | N |



TRACK 3L Mechanical Joint

A219-21-11- | B | N |



TRACK 3L Suspension Kit

A219-21-10- | B | N |

At least 2 units needed



POLARITY GROOVE



TRACK 3L Live-End Connector

A219-21-04- | B | N |

A219-21-12- | B | N |



TRACK 3L FLUSH Cover Plate

A219-22-10- | B | N |

Mandatory for installation

TRACK 3L Central Connector

A219-21-05- | B | N |

TRACK 3L FLUSH Cover Plate

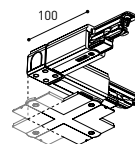
A219-22-10- | B | N |

Mandatory for installation



TRACK 3L FLUSH Ceiling Kit

A219-22-06- | B |



TRACK 3L 90° Angle

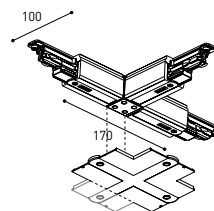
A219-21-08- | B | N |

A219-21-13- | B | N |

TRACK 3L FLUSH Corner Cover Plate

A219-22-11- | B | N |

Mandatory for installation



TRACK 3L T Joint

A219-21-09- | B | N |

A219-21-14- | B | N |

TRACK 3L FLUSH Corner Cover Plate

A219-22-11- | B | N |

Mandatory for installation

SURFACE & SUSP. / FLUSH MOUNTING



TRACK Contact Joint

A219-20-01- | B | N |



TRACK End

A219-20-02- | B | N |



TRACK Bending Tool

A282-00-00

For tracks its length has been modified

COLOUR | B □ RAL 9016 | N ■ RAL 9005 |