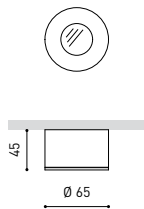




DIMENSIONS



AWARDS

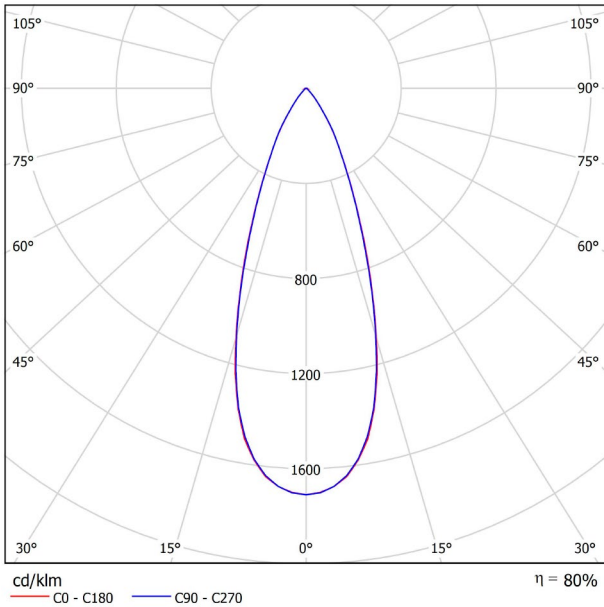


Name	PUCK S 2700K WT
Reference	A2510000WT
Color	Textured white
RAL	9016
Category	SURFACE
PRODUCT	
LIGHTING INFORMATION	
Light source	LED
Gross luminous flux	600 Lm
Power	8 W
Power values of the system	8,00 W
Colour temperature	2700 K
Colour Rendering Index	CRI>90
Chromatic stability	Mac Adam Step 3
Light beam angle	37°
Unified Glare Rating	UGR<19
Lighting efficiency	80%
Efficacy	75 Lm/W
Driver	Included
Electrical insulation class	⊕
Voltage	220 V/240 V
Frequency	50/60 Hz
Energy efficiency	A
LED lifespan	L70B50 (Tc=85°C) >36.000h
OTHER DATA	
Ingress Protection	IP20
Weight	175 g.
Packaged weight	210 g.
Packaging dimensions	104 × 89 × 53,5 mm.
Units per package	1
Materials	Aluminium / Optical Glass

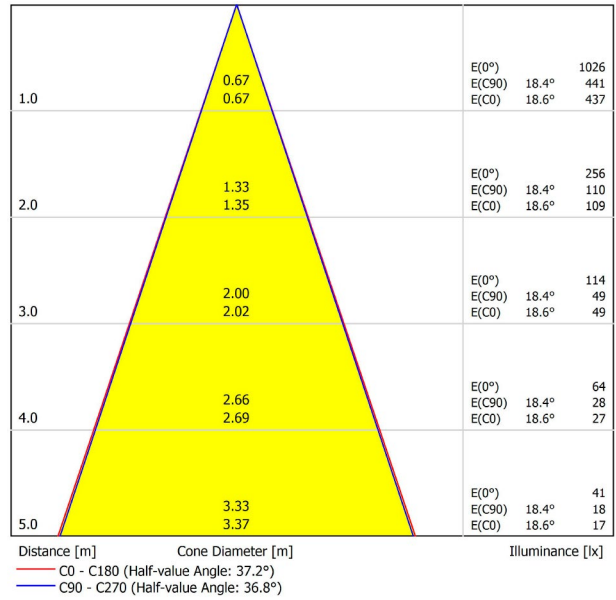


Puck is a luminaire that –for its function, opening angle and luminous flux- manages to embody, in a surface piece, the performance of the classic recessed luminaires with dichroic lamps. Puck is designed to undertake general lighting functions and, moreover, given its ultra-compact format, aims to conserve discretion in those places where it is impossible to recess the appliances in the ceiling.

POLAR DIAGRAM



CONICAL DIAGRAM



UGR

Glare Evaluation According to UGR													
ρ Ceiling	70	70	50	50	30	70	70	50	50	30			
ρ Walls	50	30	50	30	30	50	30	50	30	30			
ρ Floor	20	20	20	20	20	20	20	20	20	20			
Room Size		Viewing direction at right angles to lamp axis					Viewing direction parallel to lamp axis						
X	Y	2H	3H	4H	6H	8H	12H	2H	3H	4H	6H	8H	12H
2H	2H	4.3	5.0	4.6	5.2	5.4	4.2	4.9	4.4	5.1	5.3	4.3	5.0
2H	3H	6.3	6.9	6.6	7.1	7.4	6.2	6.8	6.5	7.0	7.3	6.2	6.8
2H	4H	7.0	7.6	7.3	7.9	8.1	7.2	7.7	7.5	8.0	8.3	7.2	7.7
2H	6H	7.6	8.2	7.9	8.4	8.7	7.8	8.3	8.1	8.6	8.9	7.8	8.3
2H	8H	7.8	8.3	8.1	8.6	8.9	8.0	8.5	8.3	8.8	9.1	8.0	8.5
2H	12H	8.0	8.5	8.4	8.8	9.1	8.0	8.5	8.3	8.8	9.1	8.0	8.5
4H	2H	4.7	5.2	5.0	5.5	5.8	4.6	5.1	4.9	5.4	5.7	4.6	5.1
4H	3H	7.3	7.7	7.6	8.0	8.4	7.2	7.6	7.5	7.9	8.3	7.2	7.6
4H	4H	8.1	8.6	8.5	8.9	9.2	8.3	8.7	8.6	9.0	9.4	8.3	8.7
4H	6H	8.9	9.2	9.2	9.6	9.9	9.0	9.3	9.4	9.7	10.1	9.0	9.3
4H	8H	9.1	9.4	9.5	9.8	10.2	9.2	9.5	9.6	9.9	10.3	9.2	9.5
4H	12H	9.4	9.6	9.8	10.0	10.4	9.3	9.5	9.7	9.9	10.4	9.3	9.5
8H	4H	8.5	8.8	8.9	9.2	9.6	8.6	8.9	9.0	9.3	9.7	8.6	8.9
8H	6H	9.4	9.6	9.8	10.0	10.5	9.5	9.7	9.9	10.1	10.6	9.5	9.7
8H	8H	9.7	9.9	10.1	10.3	10.8	9.7	9.9	10.2	10.4	10.9	9.7	9.9
8H	12H	10.0	10.2	10.5	10.7	11.1	9.9	10.0	10.4	10.5	11.0	9.9	10.0
12H	4H	8.6	8.8	9.0	9.2	9.6	8.7	8.9	9.1	9.3	9.7	8.7	8.9
12H	6H	9.4	9.6	9.9	10.1	10.5	9.6	9.7	10.0	10.2	10.7	9.6	9.7
12H	8H	9.8	9.9	10.2	10.4	10.9	9.8	10.0	10.3	10.4	10.9	9.8	10.0
Variation of the observer position for the luminaire distances S													
S = 1.0H	+4.1 / -3.9					+4.2 / -4.1							
S = 1.5H	+6.7 / -4.6					+6.8 / -4.7							
S = 2.0H	+8.6 / -4.6					+8.7 / -4.9							
Standard table	BK01					BK01							
Correction Summand	-3.2					-3.1							
Corrected Glare Indices referring to 600lm Total Luminous Flux													