

Black Foster Micro Custom System components

ARKOSLIGHT

Black Foster Micro Custom System is a modular 48V lighting system designed to create tailored lighting setups by combining tracks, connectors, lighting modules, and accessories. Ideal for projects that demand flexibility, minimalist design, and high performance.

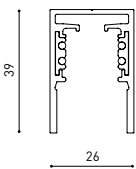
To configure the Black Foster Micro Custom System, you'll need to combine the following components:

1. Tracks – Available in surface or suspended version (using suspension accessories with the surface track), they form the structural and electrical base of the system.
2. Connectors & Power Supply – Join track sections and provide 48V power input.
3. Accessories – Including end caps, joining elements, mounting accessories, and alternative installation parts to secure and finish the system.




Track Options


Choose the track version required for your project configuration.

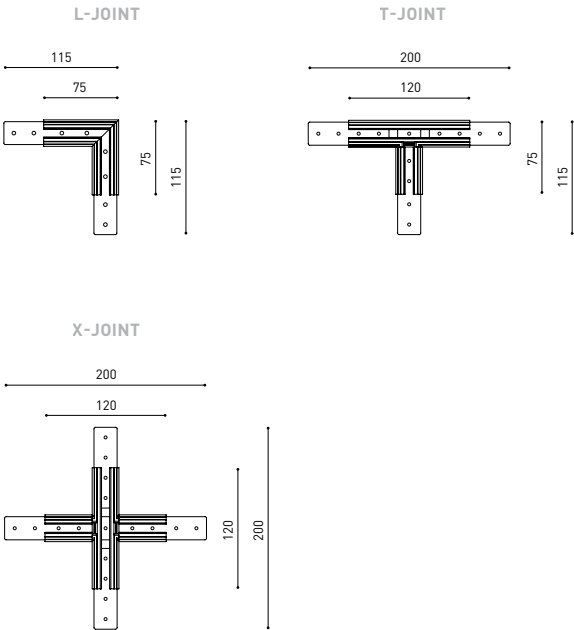


BLACK FOSTER Micro Custom Surface 1m	A450-01-00-   NT   WT
BLACK FOSTER Micro Custom Surface 2m	A450-02-00-   NT   WT
BLACK FOSTER Micro Custom Surface 3m	A450-03-00-   NT   WT




BLACK FOSTER Micro Custom Surface L-Joint	A450-04-00-   NT   WT
BLACK FOSTER Micro Custom Surface T-Joint	A450-05-00-   NT   WT
BLACK FOSTER Micro Custom Surface X-Joint	A450-06-00-   NT   WT



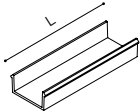


Complementary track accessories

Use end caps, joiners, and gap covers to connect, close, and cleanly finish your track setup.



BLACK FOSTER Micro Custom Cover Gap 250	A450-00-01-   N   250mm
BLACK FOSTER Micro Custom Cover Gap 500	A450-00-02-   N   500mm
BLACK FOSTER Micro Custom Cover Gap 1000	A450-00-03-   N   1000mm



BLACK FOSTER Micro Custom Surface	
End	A450-00-04-   N   W

BLACK FOSTER Micro Custom Surface	
End Feed	A450-00-05-   N   W

BLACK FOSTER Micro Custom Surface	
Straight Joiner	A450-00-06



COLOUR | NT ■ RAL 9005 | WT □ RAL 9016 | N ■ RAL 9005 | W □ RAL 9016 |

Electrical connections are not included. Please choose the required components from the Connectors section.



Black Foster Micro Custom System components

ARKOSLIGHT

Connector options

Connectors are required to provide electrical continuity between tracks, ensuring an uninterrupted 48V flow.

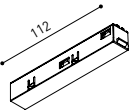
Live-End Connector 48V

A338-00-01- | N |

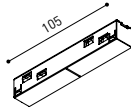
Central Connector 48V

A338-00-02- | N |

112



105



L-Joint Connector 48V

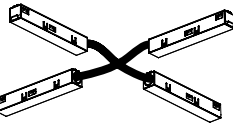
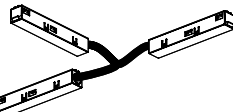
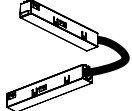
A338-00-12- | N |

T-Joint Connector 48V

A450-00-07- | N |

X-Joint Connector 48V

A450-00-08- | N |



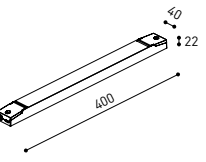
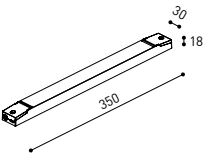
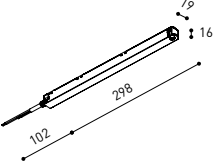
Power Supply Options

Select the appropriate power feed to deliver 48V to the system based on your track layout and installation type.

Constant Voltage  
LED POWER SUPPLY

	P	V	D (A x B x C)
0434-01-61*   N	100W	48V	298 x 19 x 16mm
0434-01-62	150W	48V	350 x 30 x 18mm
0434-01-80	250W	48V	400 x 40 x 22mm

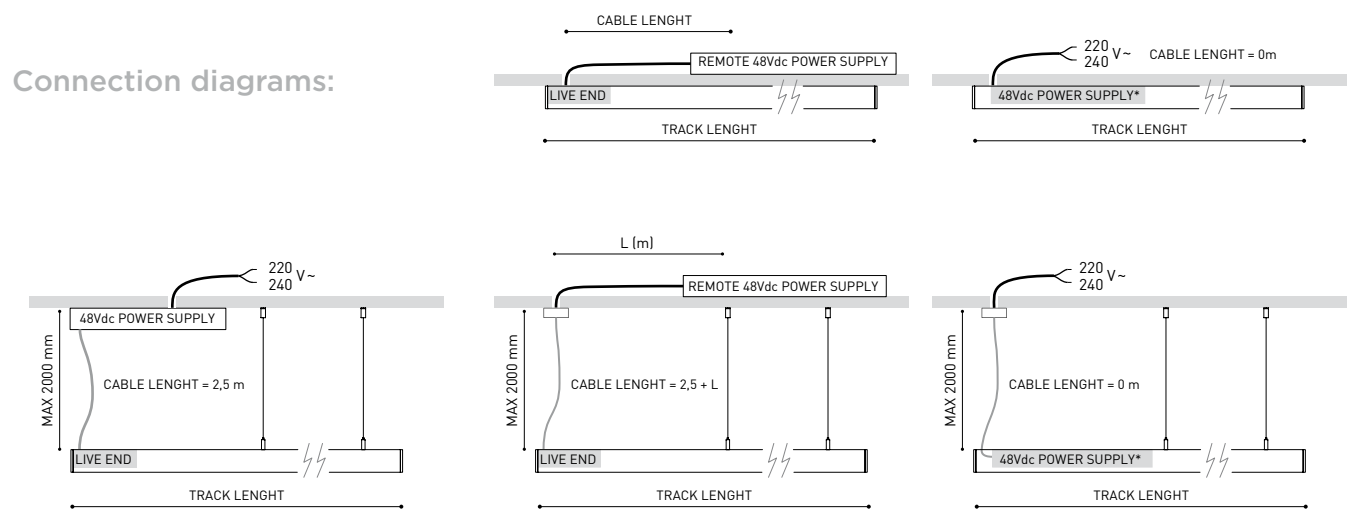
220  
240 V~ | \*To be installed inside the track.



DROP VOLTAGE TABLE

		CABLE LENGTH (m)			
		5	10	20	30
POWER [W]	CABLE SECTION [mm²]	TRACK LENGTH (m)			
		50	50	X	X
100	0,75	50	50	X	X
	1,5	50	50	40	25
150	0,75	40	15	X	X
	1,5	50	40	20	X
250	0,75	20	X	X	X
	1,5	35	20	X	X

Connection diagrams:



COLOUR | N ■ RAL 9005 | W □ RAL 9016 |

# Black Foster Micro Custom System components ARKOSLIGHT

## Other accessories

### Suspension components

For a suspended configuration, use surface components together with the following accessories:

#### Black Foster Suspension Kit (2 units)

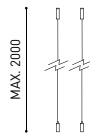
A450-00-09- | NT | WT |

Suggested mounting accessories quantities:

1000mm - 2 Pcs.

2000mm - 2 Pcs.

3000mm - 3 Pcs.



Required for remote or integrated driver installation:

#### Suspension Feed Kit 48V

A338-00-16- | N | W | NO DIM

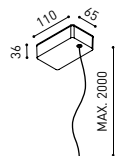
A338-00-17- | N | W | DIM

For remote power supply

A338-00-27- | N | W | NO DIM

A338-00-28- | N | W | DIM

For power supply inside the track



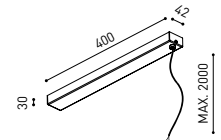
For aside box installation replace the power supply:

#### Wired Power Supply Case 48V

A338-00-25- | NT | WT | 150W NO DIM

A338-00-26- | NT | WT | 150W DIM

220 V~  
240 INCL



### Wire trimless accessories

For installing the suspension system cleanly and discreetly — with no visible ceiling boxes or mounting elements.

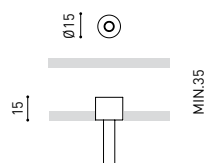
#### FEED

##### Mains Trimless\*

A023-00-01- | W | N | NO DIM

##### Mains Thick Trimless\*

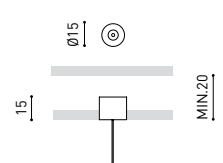
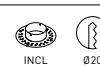
A023-00-02- | W | N | DIM



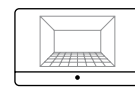
#### FASTENING

##### Steel Cable Trimless\*

A023-00-05- | W | N |



\* As many pieces as needed ACCORDING to your product



#### PRODUCT CONFIGURATOR

Use our online configurator to design your own custom product layout. The tool will guide you through the process and automatically calculate the required drivers and accessories.

[Start your configuration →](#)

COLOUR | NT ■ RAL 9005 | WT □ RAL 9016 | N ■ RAL 9005 | W □ RAL 9016 | B □ RAL 9016 |