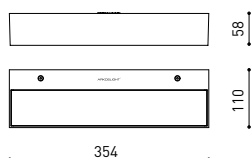





DIMENSIONS



PRODUCT

Name	REC DOUBLE DIM 2700K WT
Reference	A3090020WT
Color	Textured white
Power of the system	9016
Category	WALL & FLOOR LIGHTS

LIGHTING INFORMATION

Light source	LED
Gross luminous flux	4150 Lm
Power	29,5 W
Power values of the system	32,89 W
Colour temperature	2700 K
Colour Rendering Index	CRI>90
Chromatic stability	Mac Adam Step 2
Lighting efficiency	76%
Efficacy	141 Lm/W
Current intensity	900 mA
Dimming	DALI / Push
Control through bluetooth	Please Consult
Driver	Included
Electrical insulation class	
Voltage	220 V/240 V
Frequency	50/60 Hz
Energy efficiency	A+
LED lifespan	L80B10 (Tc=80°C) >60.000h

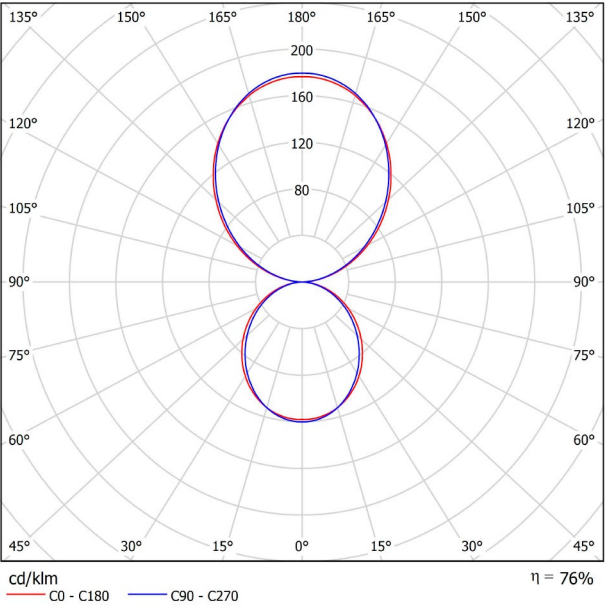
OTHER DATA

Ingress Protection	IP20
Weight	1970 g.
Packaged weight	2095 g.
Packaging dimensions	408 × 145 × 64 mm.
Units per package	1
Materials	Aluminium / Polymethyl Methacrylate



Rec is a LED appliance that is especially ideal to carry out indirect lighting functions. This is a luminaire that perfectly fits into projects that prioritise the comfort given by indirect lighting but also require a high volume of light. Formally, Rec is expressed in a slender cuboid with pure lines and a minimalist design.

POLAR DIAGRAM



CONICAL DIAGRAM

