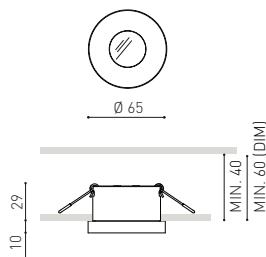




DIMENSIONS



AWARDS



Name	PUCK RECESSED S DIM DALI/PUSH 2700K NT
Reference	A3130020NT
Color	Textured black
RAL	9005
Category	CEILING RECESSED

PRODUCT

Light source	LED
Gross luminous flux	670 Lm
Power	5 W
Power values of the system	5,68 W
Colour temperature	2700 K
Colour Rendering Index	CRI>90
Chromatic stability	Mac Adam Step 2
Light beam angle	42°
Unified Glare Rating	UGR<19
Lighting efficiency	80%
Efficacy	134 Lm/W
Current intensity	150 mA
Dimming	DALI / Push - Other DIM, please consult
Control through bluetooth	Please Consult
Driver	Included - Connected
Emergency power supply	Please Consult
Electrical insulation class	□
Voltage	220 V/240 V
Frequency	50/60 Hz
Energy efficiency	A++
LED lifespan	L80B10 (Tj=85°C) >60.000h

LIGHTING INFORMATION

OTHER DATA

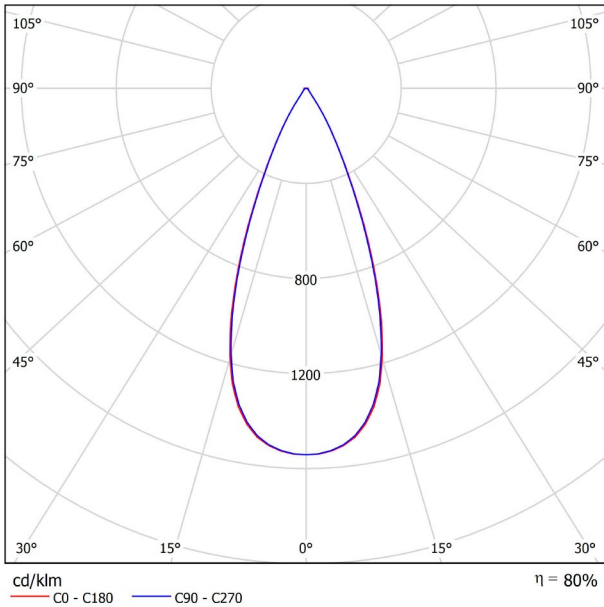
Ingress Protection	IP20 - IP 54, please consult
Recess measurements	Ø59 mm.
Weight	193 g.
Packaged weight	235 g.
Packaging dimensions	139 x 133 x 59 mm.
Units per package	1
Materials	Aluminium / Optical Glass



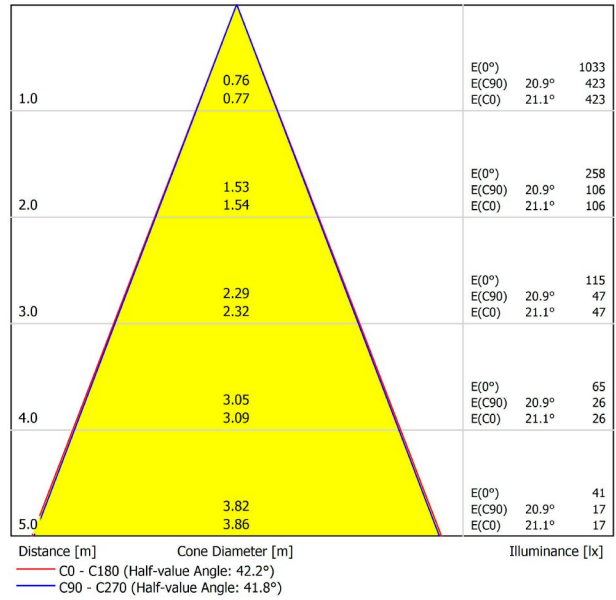
Puck Recessed is the Puck version for recessed applications. Puck Recessed aims to fulfill the functions of general lighting. Its discreet presence takes the shape of a circular piece, totally made of aluminium, with a slight rounded slant to hold the light source back a few centimetres.



POLAR DIAGRAM



CONICAL DIAGRAM



UGR

Glare Evaluation According to UGR											
ρ Ceiling	70	70	50	50	30	70	70	50	50	30	
ρ Walls	50	30	50	30	30	50	30	50	30	30	
ρ Floor	20	20	20	20	20	20	20	20	20	20	
Room Size X Y	Viewing direction at right angles to lamp axis					Viewing direction parallel to lamp axis					
2H	2H	7.7	8.4	7.9	8.6	8.8	8.1	8.8	8.3	9.0	9.2
	3H	10.9	11.6	11.2	11.8	12.0	11.4	12.1	11.7	12.3	12.5
	4H	12.2	12.8	12.5	13.1	13.3	12.7	13.3	13.0	13.5	13.8
	6H	13.4	14.0	13.7	14.2	14.5	13.7	14.3	14.0	14.5	14.8
	8H	14.2	14.7	14.5	15.0	15.3	14.4	15.0	14.8	15.3	15.6
4H	12H	14.9	15.4	15.2	15.7	16.0	15.1	15.6	15.4	15.9	16.2
	2H	8.6	9.2	8.9	9.4	9.7	8.8	9.4	9.1	9.7	10.0
	3H	12.2	12.7	12.6	13.0	13.3	12.6	13.1	12.9	13.4	13.7
	4H	13.6	14.1	14.0	14.4	14.7	13.9	14.4	14.3	14.7	15.1
8H	6H	14.9	15.3	15.3	15.6	16.0	15.1	15.5	15.5	15.9	16.2
	8H	15.8	16.1	16.2	16.5	16.9	16.0	16.3	16.4	16.7	17.1
	12H	16.6	16.9	17.0	17.3	17.7	16.7	17.0	17.2	17.4	17.8
	4H	14.2	14.5	14.6	14.9	15.3	14.5	14.8	14.9	15.2	15.6
12H	6H	15.8	16.0	16.2	16.4	16.9	15.9	16.2	16.4	16.6	17.0
	8H	16.8	17.0	17.3	17.5	17.9	16.9	17.1	17.4	17.6	18.1
	12H	17.8	17.9	18.2	18.4	18.9	17.9	18.1	18.4	18.5	19.0
8H	4H	14.3	14.6	14.7	15.0	15.4	14.6	14.8	15.0	15.2	15.7
	6H	16.0	16.2	16.5	16.7	17.1	16.1	16.4	16.6	16.8	17.3
	8H	17.2	17.3	17.6	17.8	18.3	17.3	17.4	17.7	17.9	18.4
Variation of the observer position for the luminaire distances S											
S = 1.0H	+1.3 / -0.4					+1.2 / -0.4					
S = 1.5H	+2.7 / -0.7					+2.5 / -0.7					
S = 2.0H	+4.1 / -0.9					+4.0 / -0.9					
Standard table	BK07					BK07					
Correction Summand	0.5					0.6					
Corrected Glare Indices referring to 670lm Total Luminous Flux											