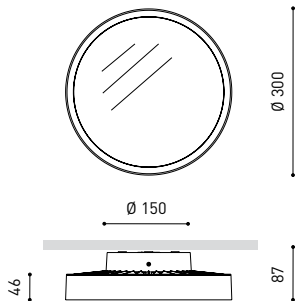




DIMENSIONS



AWARDS

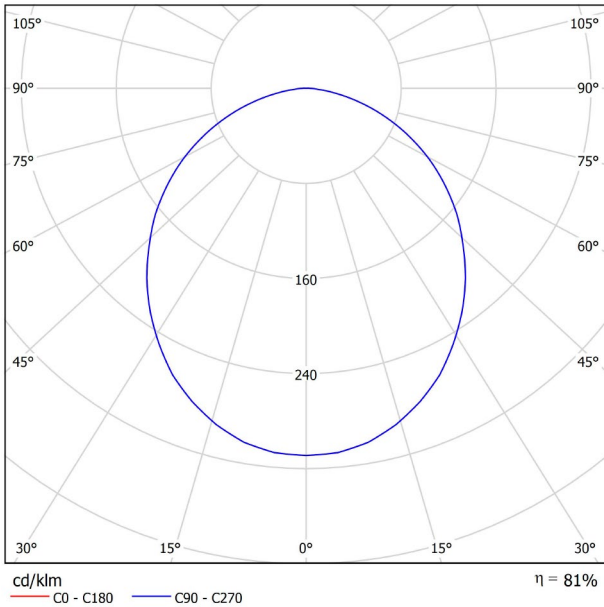


Name	SKY 3 DIM PUSH 3000K WT
Reference	A1950321WT
Color	Textured white
Power of the system	9016
Category	SURFACE
<b>PRODUCT</b>	
Light source	LED
Gross luminous flux	3450 Lm
Power	22 W
Power values of the system	25 W
Colour temperature	3000 K
Colour Rendering Index	CRI>90
Chromatic stability	Mac Adam Step 2
Light beam angle	105°
Lighting efficiency	81%
Efficacy	157 Lm/W
Current intensity	500 mA
Dimming	Push
Control through bluetooth	Please Consult
Driver	Included
Electrical insulation class	⊕
Voltage	220 V/240 V
Frequency	50/60 Hz
Energy efficiency	A+
LED lifespan	L80B10 (Tc=80°C) >60.000h
<b>LIGHTING INFORMATION</b>	
Ingress Protection	IP20
Weight	2330 g.
Packaged weight	2775,6 g.
Packaging dimensions	330 × 330 × 115 mm.
Units per package	1
Materials	Aluminium / Polymethyl Methacrylate
<b>OTHER DATA</b>	

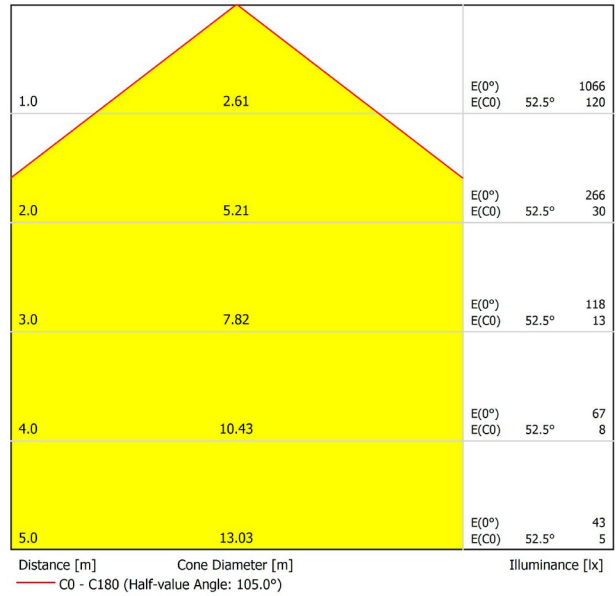


Surface fitted, its design gives Sky the appearance of levitating a few centimeters away from the ceiling and so creates a special and unique effect. Able to provide major luminous flux, Sky can be fitted in projects with very high ceilings, but also stands out for its elegant aesthetics and finishes in smaller spaces.

POLAR DIAGRAM



CONICAL DIAGRAM



UGR

Glare Evaluation According to UGR											
ρ Ceiling	70	70	50	50	30	70	70	50	50	30	
ρ Walls	50	30	50	30	30	50	30	50	30	30	
ρ Floor	20	20	20	20	20	20	20	20	20	20	
Room Size X Y		Viewing direction at right angles to lamp axis					Viewing direction parallel to lamp axis				
2H	2H	21.7	23.0	22.0	23.2	23.4	21.7	23.0	22.0	23.2	23.4
	3H	23.3	24.5	23.7	24.8	25.0	23.3	24.5	23.7	24.8	25.0
	4H	23.9	25.0	24.3	25.3	25.6	23.9	25.0	24.3	25.3	25.6
	6H	24.3	25.3	24.7	25.6	25.9	24.3	25.3	24.7	25.6	25.9
	8H	24.4	25.4	24.8	25.7	26.0	24.4	25.4	24.8	25.7	26.0
4H	12H	24.5	25.4	24.8	25.7	26.1	24.5	25.4	24.8	25.7	26.1
	2H	22.2	23.3	22.6	23.6	23.9	22.2	23.3	22.6	23.6	23.9
	3H	24.1	25.0	24.5	25.4	25.7	24.1	25.0	24.5	25.4	25.7
	4H	24.8	25.6	25.2	26.0	26.4	24.8	25.6	25.2	26.0	26.4
	6H	25.3	26.0	25.7	26.4	26.8	25.3	26.0	25.7	26.4	26.8
8H	8H	25.5	26.1	25.9	26.5	26.9	25.5	26.1	25.9	26.5	26.9
	12H	25.5	26.1	26.0	26.6	27.0	25.5	26.1	26.0	26.6	27.0
	4H	25.1	25.7	25.5	26.1	26.5	25.1	25.7	25.5	26.1	26.5
	6H	25.7	26.2	26.1	26.7	27.1	25.7	26.2	26.1	26.7	27.1
	8H	25.9	26.4	26.4	26.8	27.3	25.9	26.4	26.4	26.8	27.3
12H	12H	26.0	26.4	26.5	26.9	27.4	26.0	26.4	26.5	26.9	27.4
	4H	25.1	25.7	25.5	26.1	26.5	25.1	25.7	25.5	26.1	26.5
	6H	25.7	26.2	26.2	26.7	27.1	25.7	26.2	26.2	26.7	27.1
8H	26.0	26.4	26.5	26.9	27.4	26.0	26.4	26.5	26.9	27.4	
Variation of the observer position for the luminaire distances S											
S = 1.0H	+0.1 / -0.1					+0.1 / -0.1					
S = 1.5H	+0.2 / -0.4					+0.2 / -0.4					
S = 2.0H	+0.4 / -0.7					+0.4 / -0.7					
Standard table	BK05					BK05					
Correction Summand	3.5					3.5					
Corrected Glare Indices referring to 3450lm Total Luminous Flux											