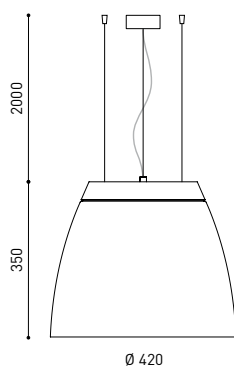




## DIMENSIONS



## AWARDS

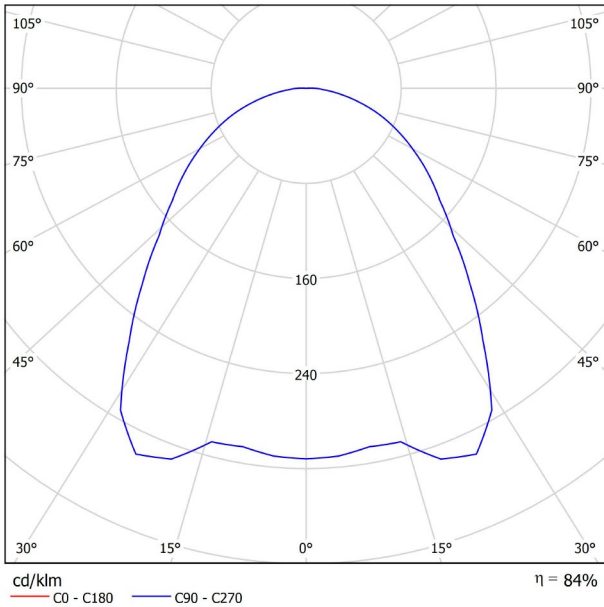


Name	SALT 4 DIM PUSH 4000K TW
Reference	A2200422TW
Color	Transparent-White
Power of the system	Transparent & 9016
Category	SUSPENSION
<b>LIGHTING INFORMATION</b>	
Light source	LED
Gross luminous flux	4175 Lm
Power	27 W
Power values of the system	30,68 W
Colour temperature	4000 K
Colour Rendering Index	CRI>90
Chromatic stability	Mac Adam Step 2
Light beam angle	91°
Lighting efficiency	84%
Efficacy	155 Lm/W
Current intensity	700 mA
Dimming	Push
Control through bluetooth	Please Consult
Driver	Included
Electrical insulation class	⊕
Voltage	220 V/240 V
Frequency	50/60 Hz
Energy efficiency	A+
LED lifespan	L80B10 (Tc=80°C) >60.000h
<b>OTHER DATA</b>	
Ingress Protection	IP20
Cord length	2 m
Fast adjustment tensioner	Yes
Weight	5100 g.
Packaged weight	5829,4 g.
Packaging dimensions	452 × 452 × 418 mm.
Units per package	1
Materials	Aluminium / Polycarbonate / Polymethyl Methacrylate

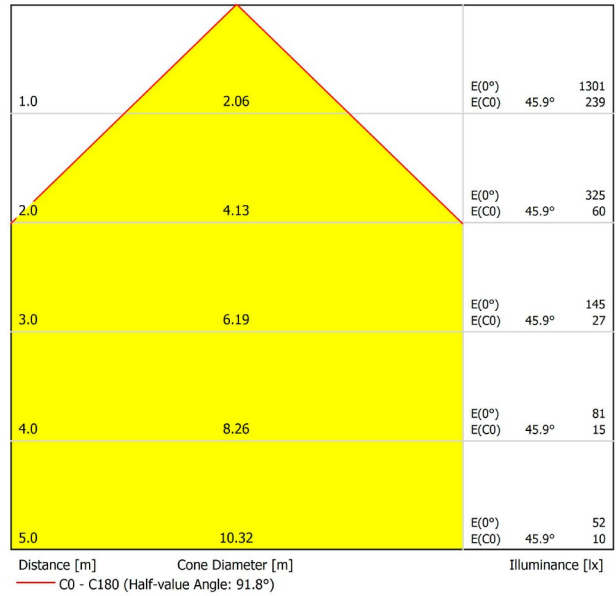


High Bay light fitting performance combined with the design of a unique decorative piece. Salt integrates driver and heat dissipation into the design of the fitting itself and achieves on the one hand an excellent thermal management and on the other hand the freedom to hang the fixture at any desired height. And to prevent glare, Salt disposes of a diffuser covering the light source.

POLAR DIAGRAM



CONICAL DIAGRAM



UGR

Glare Evaluation According to UGR											
ρ Ceiling	70	70	50	50	30	70	70	50	50	30	
ρ Walls	50	30	50	30	30	50	30	50	30	30	
ρ Floor	20	20	20	20	20	20	20	20	20	20	
Room Size X Y		Viewing direction at right angles to lamp axis					Viewing direction parallel to lamp axis				
2H	2H	18.2	19.5	18.5	19.7	19.9	18.2	19.5	18.5	19.7	19.9
	3H	20.0	21.1	20.3	21.4	21.7	20.0	21.1	20.3	21.4	21.7
	4H	20.7	21.8	21.1	22.0	22.3	20.7	21.8	21.1	22.0	22.3
	6H	21.2	22.2	21.6	22.5	22.8	21.2	22.2	21.6	22.5	22.8
	8H	21.4	22.4	21.8	22.7	23.0	21.4	22.4	21.8	22.7	23.0
4H	12H	21.6	22.5	22.0	22.8	23.2	21.6	22.5	22.0	22.8	23.2
	2H	18.8	19.9	19.1	20.1	20.4	18.8	19.9	19.1	20.1	20.4
	3H	20.8	21.7	21.2	22.1	22.4	20.8	21.7	21.2	22.1	22.4
	4H	21.7	22.5	22.1	22.8	23.2	21.7	22.5	22.1	22.8	23.2
	6H	22.3	23.0	22.8	23.4	23.8	22.3	23.0	22.8	23.4	23.8
8H	8H	22.6	23.2	23.0	23.6	24.1	22.6	23.2	23.0	23.6	24.1
	12H	22.8	23.4	23.3	23.8	24.2	22.8	23.4	23.3	23.8	24.2
	4H	22.0	22.6	22.4	23.0	23.4	22.0	22.6	22.4	23.0	23.4
	6H	22.8	23.3	23.3	23.8	24.2	22.8	23.3	23.3	23.8	24.2
	8H	23.2	23.6	23.7	24.1	24.6	23.2	23.6	23.7	24.1	24.6
12H	8H	23.5	23.9	24.0	24.4	24.9	23.5	23.9	24.0	24.4	24.9
	4H	22.0	22.6	22.5	23.0	23.4	22.0	22.6	22.5	23.0	23.4
	6H	22.9	23.4	23.4	23.8	24.3	22.9	23.4	23.4	23.8	24.3
8H	23.3	23.7	23.8	24.2	24.7	23.3	23.7	23.8	24.2	24.7	
Variation of the observer position for the luminaire distances S											
S = 1.0H	+0.1 / -0.2					+0.1 / -0.2					
S = 1.5H	+0.2 / -0.4					+0.2 / -0.4					
S = 2.0H	+0.3 / -0.7					+0.3 / -0.7					
Standard table	BK06					BK06					
Correction Summand	0.5					0.5					
Corrected Glare Indices referring to 4175lm Total Luminous Flux											