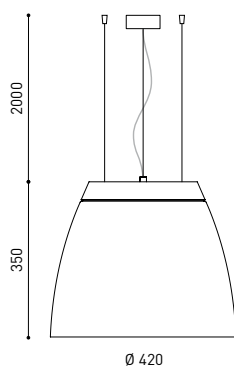




DIMENSIONS



AWARDS



| | |
|---------------------|--------------------------|
| Name | SALT 5 DIM PUSH 3000K WW |
| Reference | A2200521WW |
| Color | White-White |
| Power of the system | 9016 & 9016 |
| Category | SUSPENSION |

PRODUCT

| | |
|-----------------------------|---------------------------|
| Light source | LED |
| Gross luminous flux | 5125 Lm |
| Power | 35 W |
| Power values of the system | 38,89 W |
| Colour temperature | 3000 K |
| Colour Rendering Index | CRI>90 |
| Chromatic stability | Mac Adam Step 2 |
| Light beam angle | 77° |
| Lighting efficiency | 79% |
| Efficacy | 146 Lm/W |
| Current intensity | 900 mA |
| Dimming | Push |
| Control through bluetooth | Please Consult |
| Driver | Included |
| Electrical insulation class | ⊕ |
| Voltage | 220 V/240 V |
| Frequency | 50/60 Hz |
| Energy efficiency | A+ |
| LED lifespan | L80B10 (Tc=80°C) >60.000h |

LIGHTING INFORMATION

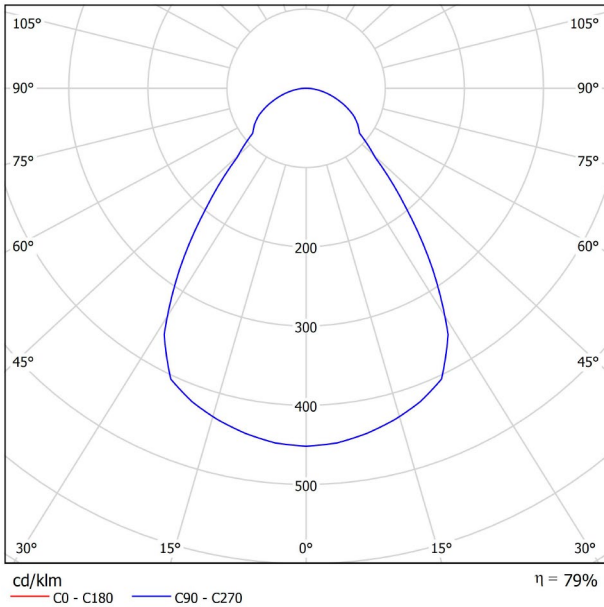
| | |
|---------------------------|-------------------------------------|
| Ingress Protection | IP20 |
| Cord length | 2 m |
| Fast adjustment tensioner | Yes |
| Weight | 4600 g. |
| Packaged weight | 5329,4 g. |
| Packaging dimensions | 452 × 452 × 418 mm. |
| Units per package | 1 |
| Materials | Aluminium / Polymethyl Methacrylate |

OTHER DATA

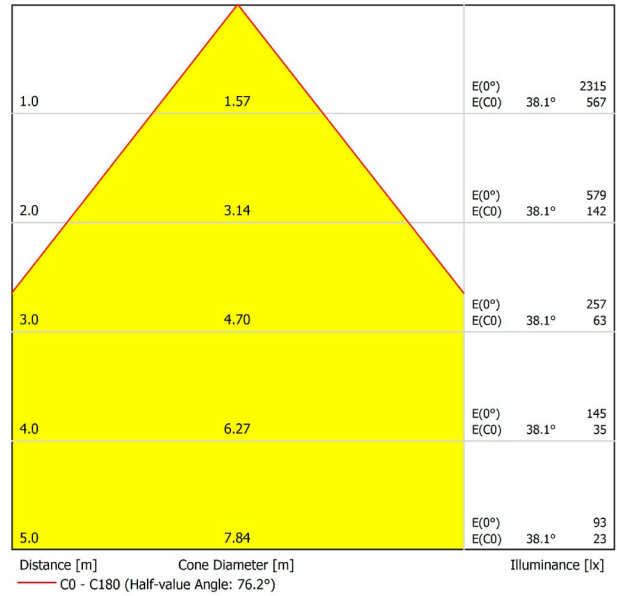


High Bay light fitting performance combined with the design of a unique decorative piece. Salt integrates driver and heat dissipation into the design of the fitting itself and achieves on the one hand an excellent thermal management and on the other hand the freedom to hang the fixture at any desired height. And to prevent glare, Salt disposes of a diffuser covering the light source.

POLAR DIAGRAM



CONICAL DIAGRAM



UGR

| Glare Evaluation According to UGR | | | | | | | | | | | | | |
|--|-------------|--|------|------|------|-------------|---|------|------|------|------|------|------|
| ρ Ceiling | 70 | 70 | 50 | 50 | 30 | 70 | 70 | 50 | 50 | 30 | | | |
| ρ Walls | 50 | 30 | 50 | 30 | 30 | 50 | 30 | 50 | 30 | 30 | | | |
| ρ Floor | 20 | 20 | 20 | 20 | 20 | 20 | 20 | 20 | 20 | 20 | | | |
| Room Size | | Viewing direction at right angles to lamp axis | | | | | Viewing direction parallel to lamp axis | | | | | | |
| X | Y | 2H | 3H | 4H | 6H | 8H | 12H | 2H | 3H | 4H | 6H | 8H | 12H |
| 2H | 2H | 16.2 | 17.2 | 16.5 | 17.5 | 17.7 | 16.2 | 17.2 | 16.5 | 17.5 | 17.7 | 16.2 | 17.2 |
| 2H | 3H | 18.0 | 18.9 | 18.3 | 19.2 | 19.4 | 18.0 | 18.9 | 18.3 | 19.2 | 19.4 | 18.0 | 18.9 |
| 2H | 4H | 18.7 | 19.6 | 19.0 | 19.8 | 20.1 | 18.7 | 19.6 | 19.0 | 19.8 | 20.1 | 18.7 | 19.6 |
| 2H | 6H | 19.2 | 20.0 | 19.5 | 20.3 | 20.6 | 19.2 | 20.0 | 19.5 | 20.3 | 20.6 | 19.2 | 20.0 |
| 2H | 8H | 19.4 | 20.2 | 19.7 | 20.5 | 20.8 | 19.4 | 20.2 | 19.7 | 20.5 | 20.8 | 19.4 | 20.2 |
| 2H | 12H | 19.5 | 20.3 | 19.9 | 20.6 | 20.9 | 19.5 | 20.3 | 19.9 | 20.6 | 20.9 | 19.5 | 20.3 |
| 4H | 2H | 16.8 | 17.7 | 17.1 | 18.0 | 18.2 | 16.8 | 17.7 | 17.1 | 18.0 | 18.2 | 16.8 | 17.7 |
| 4H | 3H | 18.8 | 19.6 | 19.2 | 19.9 | 20.2 | 18.8 | 19.6 | 19.2 | 19.9 | 20.2 | 18.8 | 19.6 |
| 4H | 4H | 19.6 | 20.3 | 20.0 | 20.6 | 21.0 | 19.6 | 20.3 | 20.0 | 20.6 | 21.0 | 19.6 | 20.3 |
| 4H | 6H | 20.3 | 20.9 | 20.7 | 21.2 | 21.6 | 20.3 | 20.9 | 20.7 | 21.2 | 21.6 | 20.3 | 20.9 |
| 4H | 8H | 20.5 | 21.1 | 21.0 | 21.4 | 21.9 | 20.5 | 21.1 | 21.0 | 21.4 | 21.9 | 20.5 | 21.1 |
| 4H | 12H | 20.7 | 21.2 | 21.1 | 21.6 | 22.0 | 20.7 | 21.2 | 21.1 | 21.6 | 22.0 | 20.7 | 21.2 |
| 8H | 4H | 19.9 | 20.5 | 20.4 | 20.9 | 21.3 | 19.9 | 20.5 | 20.4 | 20.9 | 21.3 | 19.9 | 20.5 |
| 8H | 6H | 20.7 | 21.2 | 21.2 | 21.6 | 22.0 | 20.7 | 21.2 | 21.2 | 21.6 | 22.0 | 20.7 | 21.2 |
| 8H | 8H | 21.1 | 21.4 | 21.5 | 21.9 | 22.4 | 21.1 | 21.4 | 21.5 | 21.9 | 22.4 | 21.1 | 21.4 |
| 8H | 12H | 21.3 | 21.6 | 21.8 | 22.1 | 22.6 | 21.3 | 21.6 | 21.8 | 22.1 | 22.6 | 21.3 | 21.6 |
| 12H | 4H | 20.0 | 20.4 | 20.4 | 20.8 | 21.3 | 20.0 | 20.4 | 20.4 | 20.8 | 21.3 | 20.0 | 20.4 |
| 12H | 6H | 20.8 | 21.2 | 21.3 | 21.6 | 22.1 | 20.8 | 21.2 | 21.3 | 21.6 | 22.1 | 20.8 | 21.2 |
| 12H | 8H | 21.2 | 21.5 | 21.7 | 22.0 | 22.5 | 21.2 | 21.5 | 21.7 | 22.0 | 22.5 | 21.2 | 21.5 |
| Variation of the observer position for the luminaire distances S | | | | | | | | | | | | | |
| S = 1.0H | +0.3 / -0.3 | | | | | +0.3 / -0.3 | | | | | | | |
| S = 1.5H | +0.7 / -0.5 | | | | | +0.7 / -0.5 | | | | | | | |
| S = 2.0H | +1.3 / -0.8 | | | | | +1.3 / -0.8 | | | | | | | |
| Standard table | BK05 | | | | | BK05 | | | | | | | |
| Correction Summand | -2.8 | | | | | -2.8 | | | | | | | |
| Corrected Glare Indices referring to 5125lm Total Luminous Flux | | | | | | | | | | | | | |