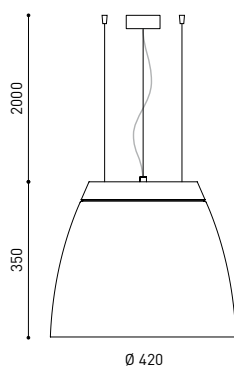




## DIMENSIONS



## AWARDS

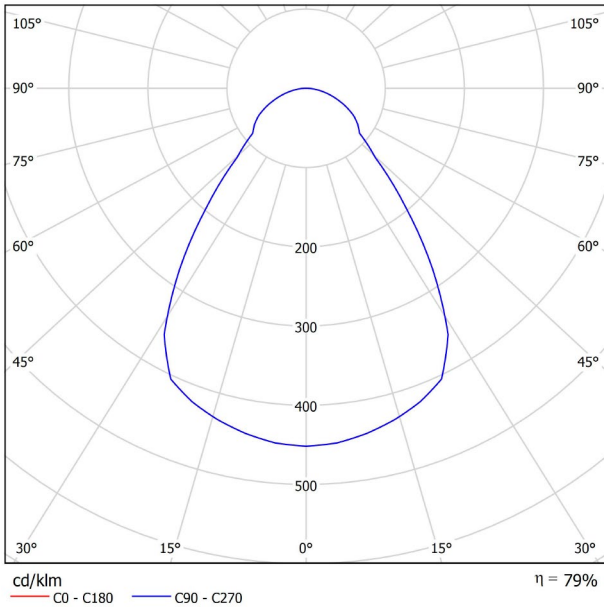


Name	SALT 6 DIM PUSH 4000K WW
Reference	A2200622WW
Color	White-White
Power of the system	9016 & 9016
Category	SUSPENSION
<b>LIGHTING INFORMATION</b>	
Light source	LED
Gross luminous flux	6650 Lm
Power	47,5 W
Power values of the system	52,78 W
Colour temperature	4000 K
Colour Rendering Index	CRI>90
Chromatic stability	Mac Adam Step 2
Light beam angle	77°
Lighting efficiency	79%
Efficacy	140 Lm/W
Current intensity	1200 mA
Dimming	Push
Control through bluetooth	Please Consult
Driver	Included
Electrical insulation class	⊕
Voltage	220 V/240 V
Frequency	50/60 Hz
Energy efficiency	A+
LED lifespan	L80B10 (Tc=80°C) >60.000h
<b>OTHER DATA</b>	
Ingress Protection	IP20
Cord length	2 m
Fast adjustment tensioner	Yes
Weight	4600 g.
Packaged weight	5329,4 g.
Packaging dimensions	452 × 452 × 418 mm.
Units per package	1
Materials	Aluminium / Polymethyl Methacrylate

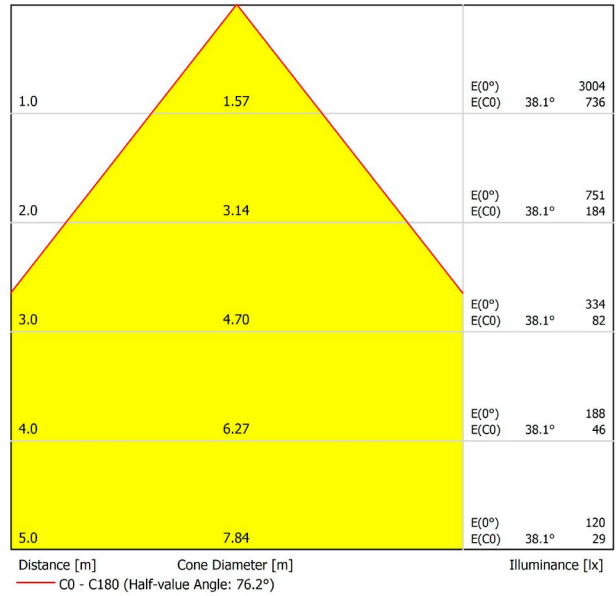


High Bay light fitting performance combined with the design of a unique decorative piece. Salt integrates driver and heat dissipation into the design of the fitting itself and achieves on the one hand an excellent thermal management and on the other hand the freedom to hang the fixture at any desired height. And to prevent glare, Salt disposes of a diffuser covering the light source.

POLAR DIAGRAM



CONICAL DIAGRAM



UGR

Glare Evaluation According to UGR											
ρ Ceiling	70	70	50	50	30	70	70	50	50	30	30
ρ Walls	50	30	50	30	30	50	30	50	30	30	20
ρ Floor	20	20	20	20	20	20	20	20	20	20	20
Room Size X Y		Viewing direction at right angles to lamp axis					Viewing direction parallel to lamp axis				
2H	2H	17.1	18.1	17.4	18.4	18.6	17.1	18.1	17.4	18.4	18.6
	3H	18.9	19.9	19.2	20.1	20.4	18.9	19.9	19.2	20.1	20.4
	4H	19.6	20.5	19.9	20.7	21.0	19.6	20.5	19.9	20.7	21.0
	6H	20.1	20.9	20.4	21.2	21.5	20.1	20.9	20.4	21.2	21.5
	8H	20.3	21.1	20.6	21.4	21.7	20.3	21.1	20.6	21.4	21.7
4H	12H	20.4	21.2	20.8	21.5	21.8	20.4	21.2	20.8	21.5	21.8
	2H	17.7	18.6	18.0	18.9	19.1	17.7	18.6	18.0	18.9	19.1
	3H	19.7	20.5	20.1	20.8	21.1	19.7	20.5	20.1	20.8	21.1
	4H	20.5	21.2	20.9	21.5	21.9	20.5	21.2	20.9	21.5	21.9
	6H	21.2	21.8	21.6	22.1	22.5	21.2	21.8	21.6	22.1	22.5
8H	8H	21.4	22.0	21.9	22.3	22.8	21.4	22.0	21.9	22.3	22.8
	12H	21.6	22.1	22.1	22.5	22.9	21.6	22.1	22.1	22.5	22.9
	4H	20.8	21.4	21.3	21.8	22.2	20.8	21.4	21.3	21.8	22.2
	6H	21.6	22.1	22.1	22.5	22.9	21.6	22.1	22.1	22.5	22.9
	8H	22.0	22.3	22.4	22.8	23.3	22.0	22.3	22.4	22.8	23.3
12H	12H	22.2	22.5	22.7	23.0	23.5	22.2	22.5	22.7	23.0	23.5
	4H	20.9	21.3	21.3	21.8	22.2	20.9	21.3	21.3	21.8	22.2
	6H	21.7	22.1	22.2	22.5	23.0	21.7	22.1	22.2	22.5	23.0
8H	22.1	22.4	22.6	22.9	23.4	22.1	22.4	22.6	22.9	23.4	
Variation of the observer position for the luminaire distances S											
S = 1.0H	+0.3 / -0.3					+0.3 / -0.3					
S = 1.5H	+0.7 / -0.5					+0.7 / -0.5					
S = 2.0H	+1.3 / -0.8					+1.3 / -0.8					
Standard table	BK05					BK05					
Correction Summand	-2.8					-2.8					
Corrected Glare Indices referring to 6650lm Total Luminous Flux											