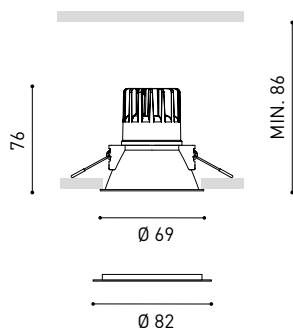




DIMENSIONS



ACCESSORIES



SWAP IP54 ACCESSORY



SWAP ADD-ON BEZEL

AWARDS



Name	SWAP S 6W DALI/PUSH DIM TO WARM W
Reference	A2121339W
Color	Matt white
Category	CEILING RECESSED

PRODUCT

SWAP S 6W DALI/PUSH DIM TO WARM W
A2121339W
Matt white
CEILING RECESSED

LIGHTING INFORMATION

Light source	LED
Gross luminous flux	640 Lm
Power	6 W
Power values of the system	6,82 W
Colour temperature	Dim to warm 1800 - 3000 K
Colour Rendering Index	CRI>90
Chromatic stability	Mac Adam Step 3
Light beam angle	36°
Unified Glare Rating	UGR<19
Lighting efficiency	80%
Efficacy	107 Lm/W
Current intensity	350 mA
Dimming	DALI / Push - Other DIM, please consult
Driver	Incl. - Fast Connect
Fast connection of the driver to the mains supply	Please Consult
Emergency power supply	Please Consult
Electrical insulation class	□
Voltage	220 V/240 V
Frequency	50/60 Hz
Energy efficiency	A+
LED lifespan	L80B20 (Tj=85°C) >55.000h

OTHER DATA

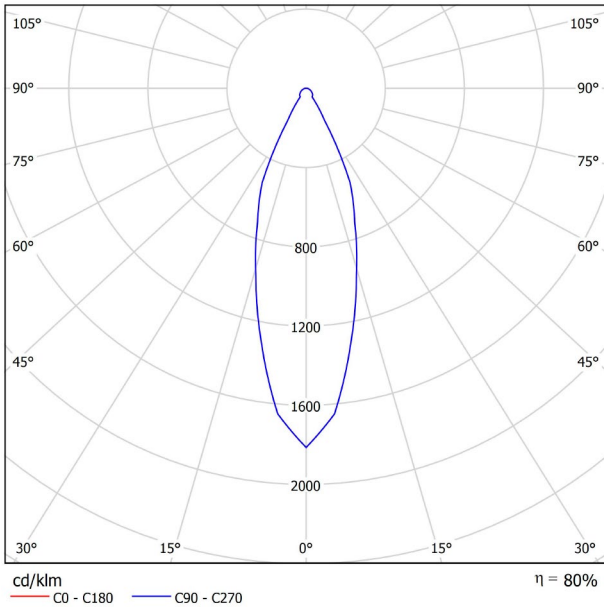
Ingress Protection	IP20
Recess measurements	Ø62 mm.
Weight	0,2 g.
Packaged weight	0,2335 g.
Units per package	1
Materials	Aluminium / Polycarbonate



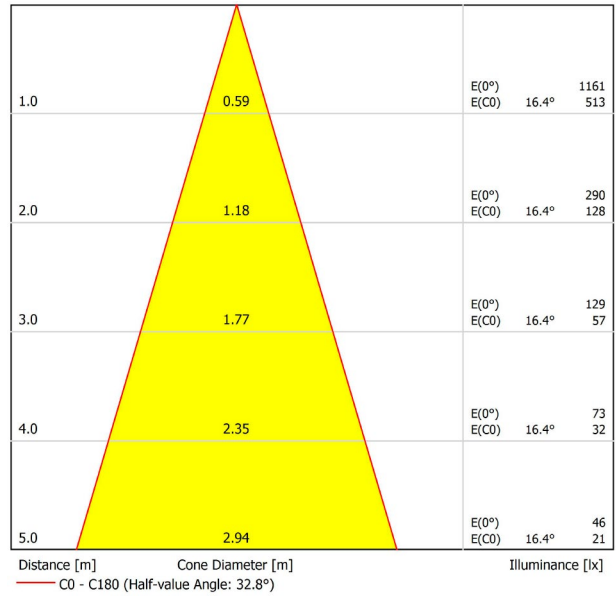
Swap is a ceiling recessed LED spotlight whose main features are its minimalist aspect, its perfect integration into the ceiling, and considerable visual comfort, thanks to the small reflector that is set back with respect to the ceiling plane. When it is switched on, its matte finish shade generates an attractive effect, a discrete circle of light. It includes an add-on bezel that can be used optionally to cover larger recess diameters.



POLAR DIAGRAM

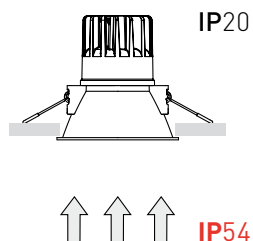


CONICAL DIAGRAM



UGR

Glare Evaluation According to UGR											
ρ Ceiling	70	70	50	50	30	70	70	50	50	30	
ρ Walls	50	30	50	30	30	50	30	50	30	30	
ρ Floor	20	20	20	20	20	20	20	20	20	20	
Room Size X Y		Viewing direction at right angles to lamp axis					Viewing direction parallel to lamp axis				
2H	2H	17.1	17.9	17.3	18.1	18.3	17.1	17.9	17.3	18.1	18.3
	3H	19.0	19.7	19.3	20.0	20.2	19.0	19.7	19.3	20.0	20.2
	4H	19.8	20.5	20.1	20.8	21.0	19.8	20.5	20.1	20.8	21.0
	6H	20.5	21.2	20.9	21.5	21.8	20.5	21.2	20.9	21.5	21.8
	8H	20.9	21.5	21.2	21.8	22.1	20.9	21.5	21.2	21.8	22.1
4H	12H	21.2	21.8	21.5	22.1	22.4	21.2	21.8	21.5	22.1	22.4
	2H	17.7	18.4	18.0	18.7	18.9	17.7	18.4	18.0	18.7	18.9
	3H	19.8	20.4	20.2	20.7	21.1	19.8	20.4	20.2	20.7	21.1
	4H	20.8	21.3	21.2	21.7	22.0	20.8	21.3	21.2	21.7	22.0
	6H	21.7	22.2	22.1	22.5	22.9	21.7	22.2	22.1	22.5	22.9
8H	8H	22.1	22.5	22.6	22.9	23.3	22.1	22.5	22.6	22.9	23.3
	12H	22.5	22.9	23.0	23.3	23.7	22.5	22.9	23.0	23.3	23.7
	4H	21.2	21.6	21.6	22.0	22.4	21.2	21.6	21.6	22.0	22.4
	6H	22.3	22.6	22.8	23.0	23.5	22.3	22.6	22.8	23.0	23.5
	8H	22.8	23.1	23.3	23.5	24.0	22.8	23.1	23.3	23.5	24.0
12H	12H	23.4	23.6	23.8	24.0	24.5	23.4	23.6	23.8	24.0	24.5
	4H	21.3	21.6	21.7	22.0	22.4	21.3	21.6	21.7	22.0	22.4
	6H	22.4	22.7	22.9	23.1	23.6	22.4	22.7	22.9	23.1	23.6
8H	23.0	23.2	23.5	23.7	24.2	23.0	23.2	23.5	23.7	24.2	
Variation of the observer position for the luminaire distances S											
S = 1.0H	+0.2 / -0.1					+0.2 / -0.1					
S = 1.5H	+0.4 / -0.3					+0.4 / -0.3					
S = 2.0H	+0.6 / -0.6					+0.6 / -0.6					
Standard table	BK07					BK07					
Correction Summand	6.5					6.5					
Corrected Glare Indices referring to 640lm Total Luminous Flux											



PRODUCT	
Model	IP54 Accessory S
Reference	A2121054
Category	Accessories

PRE-ASSEMBLED. NOT SOLD SEPARATELY.
NOT COMPATIBLE WITH EXTRA BEZEL.
AFFECTS THE LIGHTING PARAMETERS.



To make the difference, Swap IP54 reaches a high sealing level, maintaining at the same time the same aesthetics as a standard Swap. The insulating property is obtained thanks to a protection placed just over the LED, and a silicone joint on the internal part of the bezel. In this way, the external aspect of Swap IP54 is identical to any other Swap IP20. Swap offers the possibility of requesting any of its models with IP54-rated weather resistance, which converts it into an optimal luminaire to be installed in atmospheres where the product may suffer from the impact of water or frequent presence of humidity.



	PRODUCT
Model	Swap S Add-On Bezel
Colour	W □ Matt white
Category	Accessories



① 62-66

+

① 66-78

Accessory always included but for optional use. It extends the piece's bezel to cover larger recesses, keeping Swap's minimalism and its perfect integration into the ceiling. Easy to fit. Ideal for reforms to replace the light spot, with the already existing holes, without altering the ceiling or repainting. Swap is the best option for updating to LED technology by means of a real light fixture with incorporated LED, in contrast to just a retrofit lamp that only implies a less efficient update of the light source.