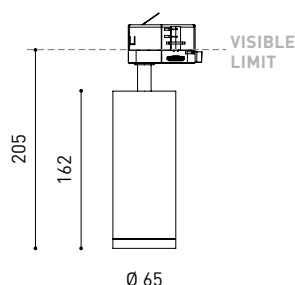




## DIMENSIONI



## ACCESSORI

ANTI-GLARE HONEYCOMB  
LOUVER

TRACK 3L OPTIONS

## PRODOTTO

Nome	FIT 65 DIM DALI 36° 4000K WT
Articolo	A3560232WT
Colore	Bianco Strutturato
Potere del sistema	9016
Categoria	TRACKLIGHTS

## INFORMAZIONI LUCE

Sorgente di luce	LED
Flusso luminoso lordo	1320 Lm
Potenza	10,3 W
Valori di potenza del sistema	12,88 W
Temperatura di colore	4000 K
Indice di Riproduzione Cromatica	CRI>90
Stabilità cromatica	Mac Adam Step 2
Angolo del fascio di luce	36°
Efficienza luminosa	84%
Efficienza	128 Lm/W
Intensità di corrente	300 mA
Regolazione	DALI
Controllo con bluetooth	Consultare
Driver	Incluso
Classe di isolamento elettrico	<input type="checkbox"/>
Tensione	220 V/240 V
Frequenza	50/60 Hz
Efficienza energetica	A+
Ore di vita del LED	L80B10 (Tj=85°C) >60.000h

## ALTRI DATI

Tenuta stagna	IP20
Angolo di oscillazione	90°
Angolo di rotazione	360°
Tipo di binario	Track 3L+N Dimmable
Peso	730 g.
Peso compresso l'imballaggio	860 g.
Dimensioni dell'imballaggio	325 x 135 x 96 mm.
Unità per imballaggio	1
Materiali	Alluminio / Policarbonato



Fit è un proiettore per applicazioni su binari trifase disponibile in due misure (ø80 y ø65). Dalla geometria cilindrica e forme essenziali, si distingue per il minimalismo estetico e la funzionalità, essendo orientabile in tutte le direzioni. Il perimetro in nero e l'accessorio a nido d'ape accentuano l'effetto antiabbagliante.

DIAGRAMMA DI ABBAGLIAMENTO POLARE

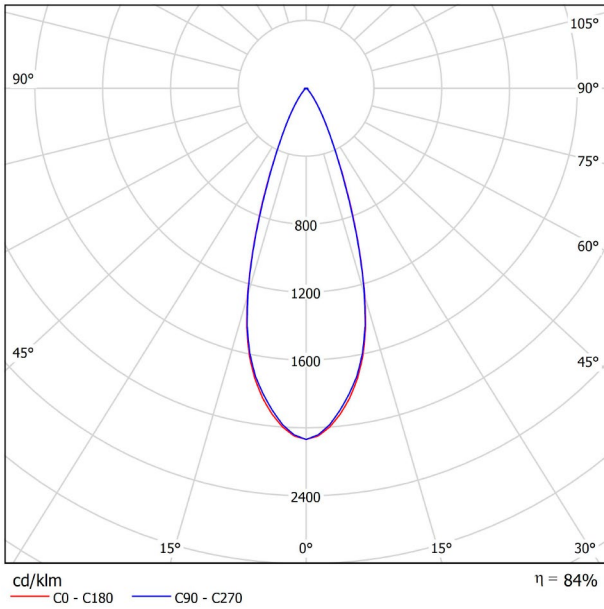
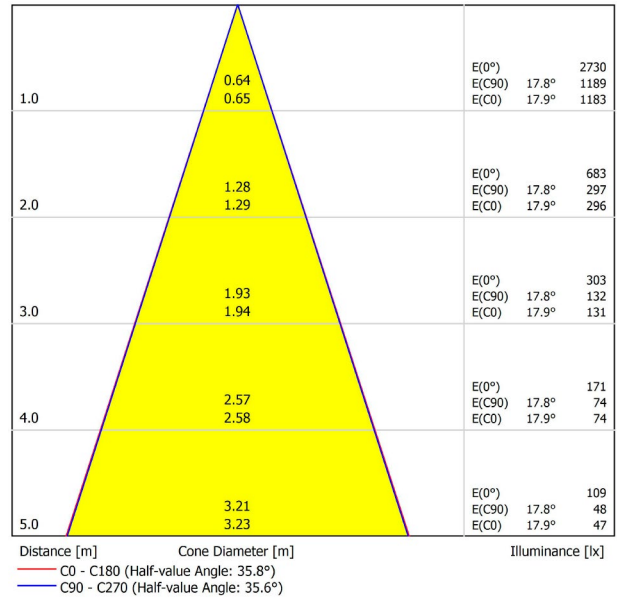



DIAGRAMMA CONICO





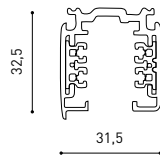
	PRODUCT
Model	Anti-glare Honeycomb Louver
Reference	A356-00-00
Category	Accessories

NON SI VENDE SEPARATAMENTE.



Accessorio formato da una griglia a forma di pannello d'ape per ridurre l'abbagliamento e l'incidenza diretta dei raggi durante la visione.

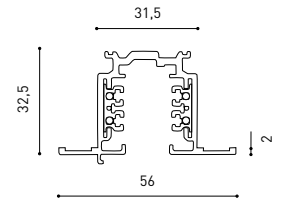
TRACK 3L+N SURFACE & SUSPENDED



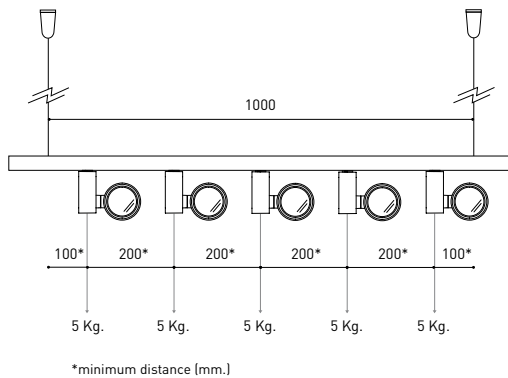
TRACK 3L 1M	A219-21-01-	B	N
TRACK 3L 2M	A219-21-02-	B	N
TRACK 3L 3M	A219-21-03-	B	N



TRACK 3L+N FLUSH MOUNTING



TRACK 3L FLUSH 1M	A219-22-01-	B	N
TRACK 3L FLUSH 2M	A219-22-02-	B	N
TRACK 3L FLUSH 3M	A219-22-03-	B	N



WEIGHT BEAR CAPACITY

Distancia de fijación y capacidad de carga.  
Distancia de fijación recomendada l- 1000mm.

Fastening distance and loading capacity.  
Recommended fastening distance l- 1000mm.

Distance de fixation et capacité de charge.  
Distance de fixation recommandée l- 1000mm.

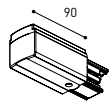
Distanza di installazione e capacità di carico.  
Distanza consigliata di fissazione l- 1000mm.

Befestigungsabstand und Belastbarkeit.  
Empfohlener Abstand l- 1000mm.

COLOUR | B □ RAL 9016 | N ■ RAL 9005 |

SURFACE & SUSPENDED

FLUSH MOUNTING



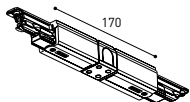
POLARITY GROOVE



TRACK 3L Live-End Connector

A219-21-04- | B | N |

A219-21-12- | B | N |



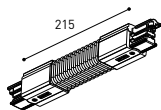
TRACK 3L Central Connector

A219-21-05- | B | N |



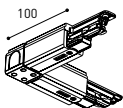
TRACK 3L Ceiling Kit

A219-21-06- | B | N |



TRACK 3L Universal Angle

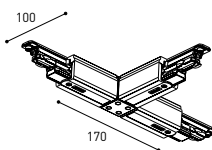
A219-21-07- | B | N |



TRACK 3L 90° Angle

A219-21-08- | B | N |

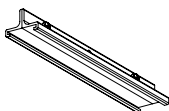
A219-21-13- | B | N |



TRACK 3L T Joint

A219-21-09- | B | N |

A219-21-14- | B | N |



TRACK 3L Mechanical Joint

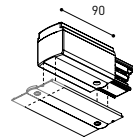
A219-21-11- | B | N |



TRACK 3L Suspension Kit

A219-21-10- | B | N |

At least 2 units needed



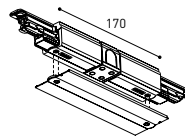
POLARITY GROOVE



TRACK 3L Live-End Connector

A219-21-04- | B | N |

A219-21-12- | B | N |



TRACK 3L FLUSH Cover Plate

A219-22-10- | B | N |

Mandatory for installation

TRACK 3L Central Connector

A219-21-05- | B | N |

TRACK 3L FLUSH Cover Plate

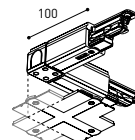
A219-22-10- | B | N |

Mandatory for installation



TRACK 3L FLUSH Ceiling Kit

A219-22-06- | B |



TRACK 3L 90° Angle

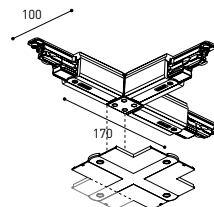
A219-21-08- | B | N |

A219-21-13- | B | N |

TRACK 3L FLUSH Corner Cover Plate

A219-22-11- | B | N |

Mandatory for installation



TRACK 3L T Joint

A219-21-09- | B | N |

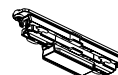
A219-21-14- | B | N |

TRACK 3L FLUSH Corner Cover Plate

A219-22-11- | B | N |

Mandatory for installation

SURFACE & SUSP. / FLUSH MOUNTING



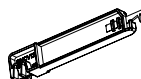
TRACK Contact Joint

A219-20-01- | B | N |



TRACK End

A219-20-02- | B | N |



TRACK Bending Tool

A282-00-00

For tracks its length has been modified

COLOUR | B □ RAL 9016 | N ■ RAL 9005 |