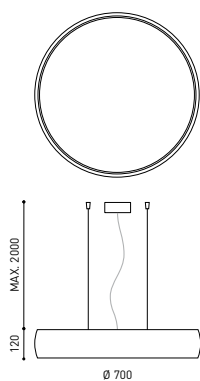




DIMENSIONS



AWARDS



| | |
|-----------|--------------------------------------|
| Name | DRUM 70 SUSPENSION DIM DALI 3000K WT |
| Reference | A3581021WT |
| Color | Textured white |
| RAL | 9016 |
| Category | SUSPENSION |

PRODUCT

| | |
|-----------------------------|---------------------------|
| Light source | LED |
| Gross luminous flux | 8050 Lm |
| Power | 59,5 W |
| Power values of the system | 66,11 W |
| Colour temperature | 3000 K |
| Colour Rendering Index | CRI>90 |
| Chromatic stability | MacAdam Step 2 |
| Light beam angle | 96° |
| Lighting efficiency | 87% |
| Efficacy | 135 Lm/W |
| Current intensity | 700 mA |
| Dimming | DALI |
| Control through bluetooth | Please Consult |
| Driver | Included |
| Electrical insulation class | ⊕ |
| Voltage | 220 V/240 V |
| Frequency | 50/60 Hz |
| Energy efficiency | A+ |
| LED lifespan | L80B10 (Tc=80°C) >60.000h |

LIGHTING INFORMATION

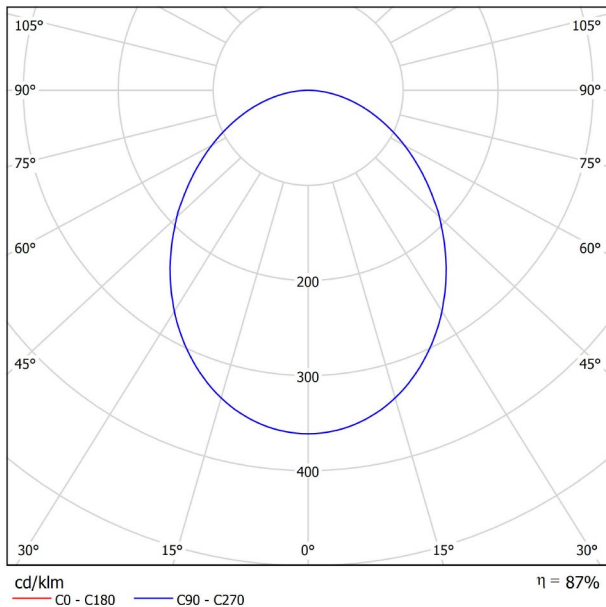
| | |
|---------------------------|-------------------------------------|
| Ingress Protection | IP20 |
| Cord length | 2 m |
| Fast adjustment tensioner | Yes |
| Weight | 10500 g. |
| Packaged weight | 11534,3 g. |
| Packaging dimensions | 765 × 765 × 150 mm |
| Units per package | 1 |
| Materials | Aluminium / Polymethyl Methacrylate |

OTHER DATA

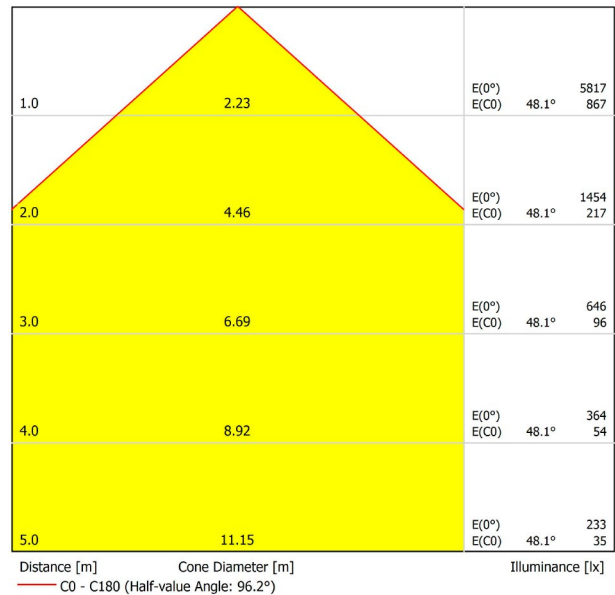


A large seized ceiling luminaire offering a major luminous flux, either as surface or as suspended fitting, with the possibility to hang it at any desired height. Drum is dimmable in order to be allowed to adapt the light volume at any time exactly to the specific needs of each application or situation. In terms of forms its design is expressed in a surrounding slightly curved circular strip. Counting with a perfect, homogeneous light diffusion and the attractive illusion of a natural skylight.

POLAR DIAGRAM



CONICAL DIAGRAM



UGR

| Glare Evaluation According to UGR | | | | | | | | | | | | |
|--|-----|---|------|------|------|------|--|------|------|------|------|--|
| ρ Ceiling | | 70 | 70 | 50 | 50 | 30 | 70 | 70 | 50 | 50 | 30 | |
| ρ Walls | | 50 | 30 | 50 | 30 | 30 | 50 | 30 | 50 | 30 | 30 | |
| ρ Floor | | 20 | 20 | 20 | 20 | 20 | 20 | 20 | 20 | 20 | 20 | |
| Room Size X Y | | Viewing direction at right angles to lamp axis | | | | | Viewing direction parallel to lamp axis | | | | | |
| 2H | 2H | 18.8 | 20.0 | 19.0 | 20.3 | 20.5 | 18.8 | 20.0 | 19.0 | 20.3 | 20.5 | |
| | 3H | 20.4 | 21.6 | 20.8 | 21.8 | 22.1 | 20.4 | 21.6 | 20.8 | 21.8 | 22.1 | |
| | 4H | 21.1 | 22.2 | 21.4 | 22.5 | 22.7 | 21.1 | 22.2 | 21.4 | 22.5 | 22.7 | |
| | 6H | 21.6 | 22.6 | 22.0 | 22.9 | 23.2 | 21.6 | 22.6 | 22.0 | 22.9 | 23.2 | |
| | 8H | 21.8 | 22.8 | 22.2 | 23.1 | 23.4 | 21.8 | 22.8 | 22.2 | 23.1 | 23.4 | |
| 4H | 12H | 21.9 | 22.8 | 22.3 | 23.2 | 23.5 | 21.9 | 22.8 | 22.3 | 23.2 | 23.5 | |
| | 2H | 19.3 | 20.4 | 19.6 | 20.7 | 20.9 | 19.3 | 20.4 | 19.6 | 20.7 | 20.9 | |
| | 3H | 21.2 | 22.1 | 21.6 | 22.5 | 22.8 | 21.2 | 22.1 | 21.6 | 22.5 | 22.8 | |
| | 4H | 22.0 | 22.8 | 22.4 | 23.2 | 23.6 | 22.0 | 22.8 | 22.4 | 23.2 | 23.6 | |
| | 6H | 22.7 | 23.4 | 23.1 | 23.8 | 24.2 | 22.7 | 23.4 | 23.1 | 23.8 | 24.2 | |
| 8H | 12H | 22.9 | 23.6 | 23.4 | 24.0 | 24.4 | 22.9 | 23.6 | 23.4 | 24.0 | 24.4 | |
| | 2H | 23.1 | 23.7 | 23.5 | 24.1 | 24.5 | 23.1 | 23.7 | 23.5 | 24.1 | 24.5 | |
| | 4H | 22.3 | 23.0 | 22.8 | 23.4 | 23.8 | 22.3 | 23.0 | 22.8 | 23.4 | 23.8 | |
| | 6H | 23.1 | 23.7 | 23.6 | 24.1 | 24.6 | 23.1 | 23.7 | 23.6 | 24.1 | 24.6 | |
| | 8H | 23.5 | 23.9 | 23.9 | 24.4 | 24.9 | 23.5 | 23.9 | 23.9 | 24.4 | 24.9 | |
| 12H | 12H | 23.7 | 24.1 | 24.2 | 24.6 | 25.1 | 23.7 | 24.1 | 24.2 | 24.6 | 25.1 | |
| | 4H | 22.4 | 23.0 | 22.8 | 23.4 | 23.8 | 22.4 | 23.0 | 22.8 | 23.4 | 23.8 | |
| | 6H | 23.2 | 23.7 | 23.7 | 24.1 | 24.6 | 23.2 | 23.7 | 23.7 | 24.1 | 24.6 | |
| | 8H | 23.6 | 24.0 | 24.1 | 24.5 | 25.0 | 23.6 | 24.0 | 24.1 | 24.5 | 25.0 | |
| Variation of the observer position for the luminaire distances S | | | | | | | | | | | | |
| S = 1.0H | | +0.1 / -0.1 | | | | | +0.1 / -0.1 | | | | | |
| S = 1.5H | | +0.2 / -0.4 | | | | | +0.2 / -0.4 | | | | | |
| S = 2.0H | | +0.4 / -0.7 | | | | | +0.4 / -0.7 | | | | | |
| Standard table | | BK06 | | | | | BK06 | | | | | |
| Correction Summand | | -3.7 | | | | | -3.7 | | | | | |
| Corrected Glare Indices referring to 16100lm Total Luminous Flux | | | | | | | | | | | | |